

# HEAVY DUTY BINDING MACHINE

## INSTRUCTION MANUAL

### Structure

1. waste bin
2. ruler
3. handle screw
4. handle
5. comb pine system
6. punch release pin
7. margin selector
8. paper stopper
9. base

### Installation

- 1 Fasten the handle to the binding machine with handle screw correctly
- 2 Put the machine on the flat desk and, ensure the base is stable, then the machine is ready for work

### Attention

1. Do not punch over the punching capacity
2. Do not punch wet paper, cloth, glass, metal material etc.
3. Always clean the waste bin
4. Do not hit or drop to the comb pine system, or the personal damage will occurs, for this reason.
5. Do not expose the top of the machine, esp. the comb pine system to anybody, the machine should be put on a safety place
6. The machine is only for adult use, do not let the children to touch or operate.
7. Do not disassemble the machine by yourself, please contact your professional service department or dealer in case of malfunction

### Operation

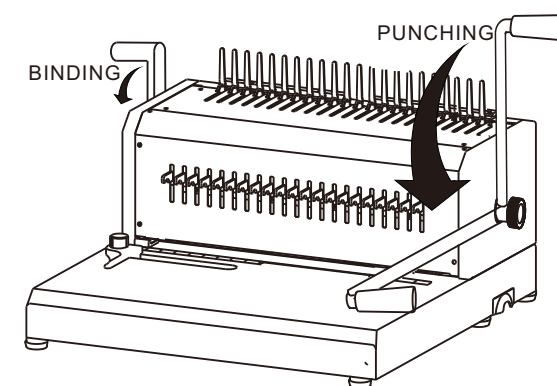
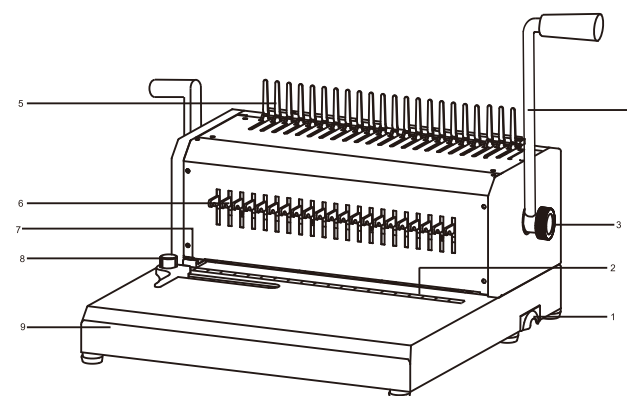
1. Set the margin selector and the paper stopper on the reasonable position
2. Punch the papers or the binding covers by pressing the handle downward
3. Choose a correct binding ring by referring to the form on the last page.
4. Put the binding ring to the comb pine system; pull the handle upward to

open the ring correctly

5. Insert the punched papers into comb rings properly; pull the handle downward to close the ring so as to complete the binding.

### Technical data

Model	SD-1501A21	SD-2000	SD-2011B21	SD-2501B21	SD-220	SD-220B
Puch holes QTY	21	21	21	21	21	21
Puch size	3x8mm	3x8mm	3x8mm	3x8mm	3x8mm	3x8mm
Margin adjustable	3-6mm	3, 6, 9mm	3, 6, 9mm	3, 6, 9mm	3, 5, 7mm	3, 5, 7mm
Puching capacity	15 sheets (A4/80g) 18 sheets (A4/70g)	20 sheets (A4/80g) 25 sheets (A4/70g)	20 sheets (A4/80g) 25 sheets (A4/70g)	25 sheets (A4/80g) 30 sheets (A4/70g)	22 sheets (A4/80g) 25 sheets (A4/70g)	22 sheets (A4/80g) 25 sheets (A4/70g)
Binding capacity	200 sheets max.	400 sheets max.	400 sheets max.	400 sheets max.	400 sheets max.	400 sheets max.
Punching blade rel	1~21	1~21	1~21	1~21	1~21	1~21
Net weight	6.2kg	10.3kg	10.4kg	12.7kg	8.9kg	9.7kg

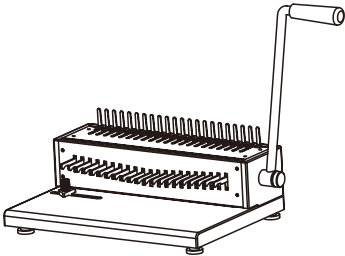


Comb Binding Ring Selection

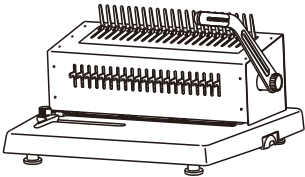
ROUND	DIMENSION	NO. OF SHEET (80g)
	1/4 " ( 6mm)	2-20sheets
	5/16 " ( 8mm)	21-35sheets
	3/8 " (10mm)	36-45sheets
	1/2 " (12mm)	46-80sheets
	9/16 " (14mm)	81-100sheets
	5/8 " (16mm)	101-120sheets
	3/4 " (19mm)	121-140sheets
	7/8 " (22mm)	141-170sheets
	1 " (25mm)	171-200sheets

OVAL	DIMENSION	NO. OF SHEET (80g)
	1-1/8 " (28mm)	201-225sheets
	1-1/4 " (32mm)	226-250sheets
	1-1/2 " (38mm)	251-310sheets
	1-3/4 " (45mm)	311-360sheets
	2 " (51mm)	361-410sheets

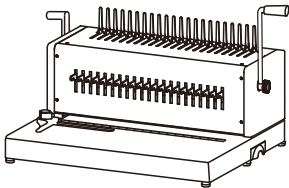
HEAVY DUTY BINDING MACHINE



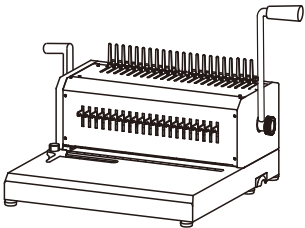
SD-1501A21



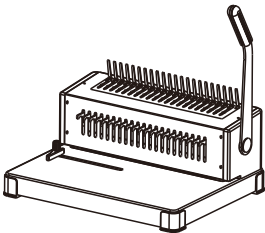
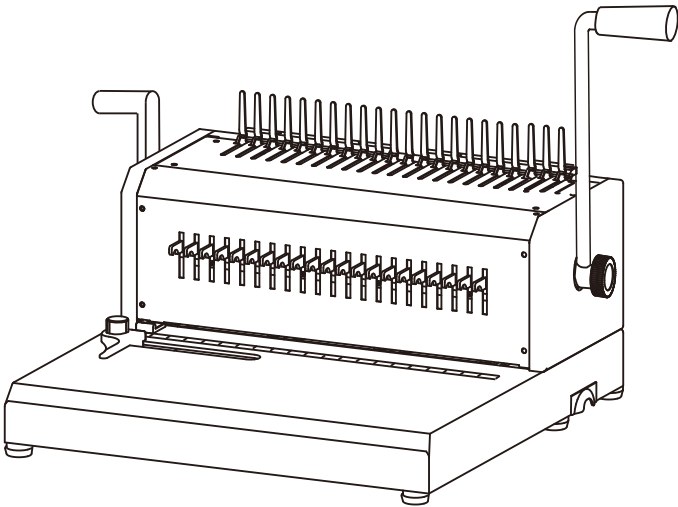
SD-2000



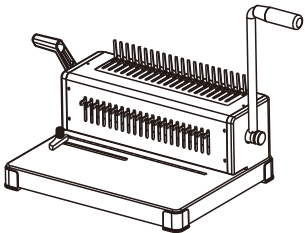
SD-2011B21



SD-2501B21



SD-220



SD-220B