

**Model: CNCR-CP-1325Y-I, CNCR-CP-1530Y-I, CNCR-CP-2030Y-I, CNCR-CP-2040Y-I**

**Name:**

**51" x 98" (1300mm x 2500mm) High Precision CNC Router, with 3.7KW Spindle and Vacuum System**

**59" x 118" (1500mm x 3000mm) High Precision CNC Router, with 3.7KW Spindle and Vacuum System**

**79" x 118" (2000mm x 3000mm) High Precision CNC Engraver Machine, with 3.7KW Spindle and Vacuum System**

**79" x 157" (2000mm x 4000mm) High Precision CNC Engraver Machine, with 3.7KW Spindle and Vacuum System**



<b>Overview</b>	<b>Specifications</b>	<b>Packing list</b>	<b>Warranty</b>	<b>Video &amp; samples</b>
-----------------	-----------------------	---------------------	-----------------	----------------------------

CNCR-CP-Y-I series engraving machine, is released for the sign advertising industry with a high performance / cost ratio. It has a new look, fast speed and high precision. It comes with DSC control system, HD LCD screen, and friendly interface.

Double Y axis engraving machine, the latest model, is accurate as screw machines and fast as rack and pinion engraving machines.

## Main Configuration Information

Engraving Area: 51" x 98" (1300mm x 2500mm), 59" x 118" (1500mm x 3000mm), 79" x 118" (2000mm x 3000mm), 79" x 157" (2000mm x 4000mm)

Height of Gantry Lifting: 110mm (4.3")

Maximum Travel Speed: 25000mm (984") / min

Spindle: 3.7KW Chinese air cooled

10 pcs engraving tools, AC220V + / - 10%, 50Hz

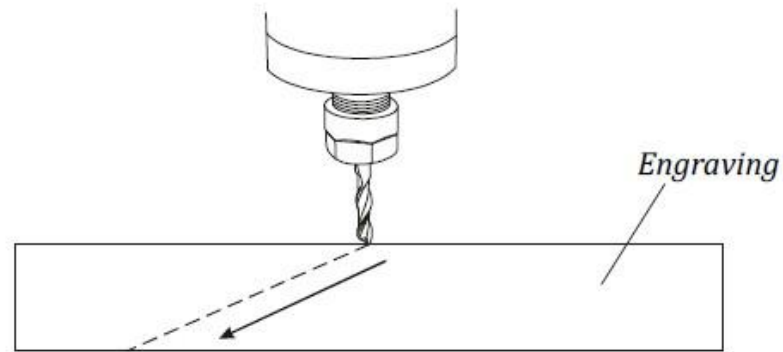
Vacuum working table, 7.5KW (2 x 4m machine adopts 11KW) vacuum pump, and 3.5KW dust collector

X, Y, Z axis adopt circular guideway, Y axis adopts double bolt pole transmission, Leadshine drivers

3.5" DSC-931 Color screen controller, double Y axis, stepper motor

## Product Highlights

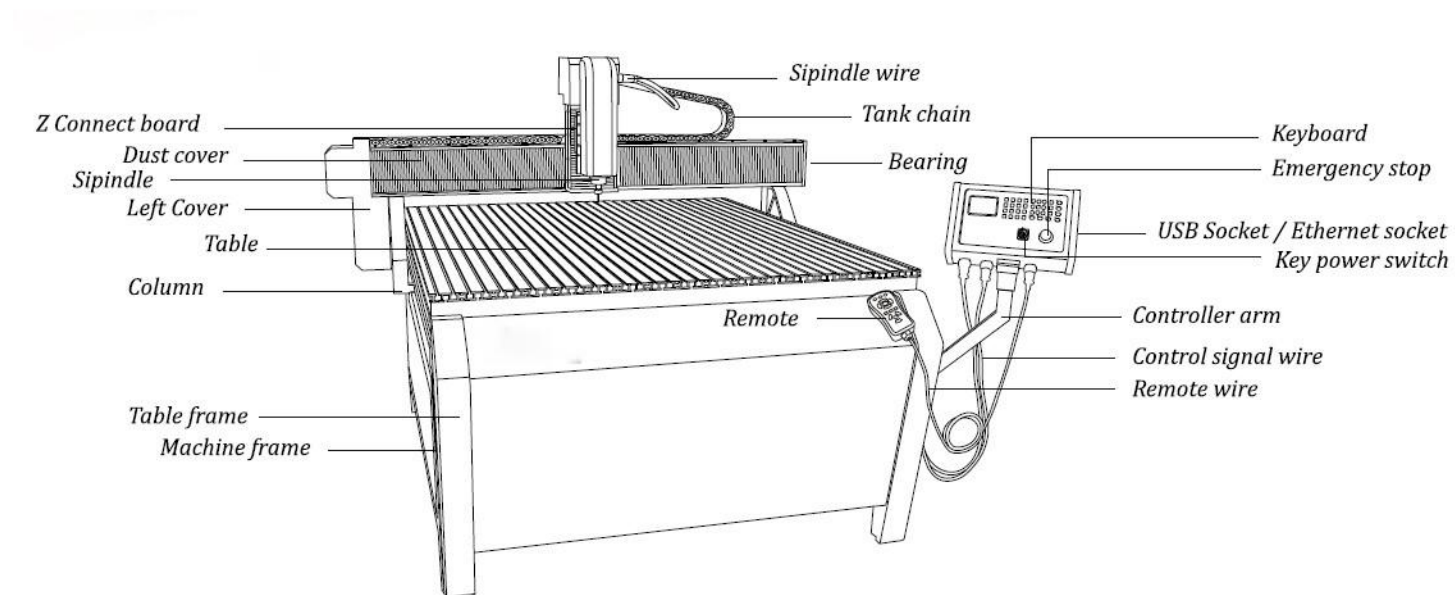
- ◆ It can work offline. New look, fast speed and high precision
- ◆ It uses a high speed USB 2.0 connector and can transfer at speeds up to 12MB / second.
- ◆ There is an Ethernet connector and a large internal memory, making it easy to download data.
- ◆ The new digital analog converter makes it much easier to change the speed of the spindle via the controller. The controller uses DSC technology, enhancing data processing speed.
- ◆ When the job mixes straight lines and arcs, it will make the output very smooth.
- ◆ The new controller has the same previous functions such as cutting at an angle for smoother cuts, power failure memory of the last point, restarting the job at any line, etc.
- ◆ The system has many advanced functions like ramp entry, power-off memory, restarting at any line. And also many processing modes like professional modes including Constant speed cutting, 2D mode, 3D mode, Duplicate Mode, Mirror Image Mode, Scanning Mode Drilling Mode and custom mode.
- ◆ This series engraving machine has “Cutting at angle” function with DSC control system. “Cutting at angle” can make less chance of work piece coming loose and no trace marks. (When the tool comes to the corner, but not to the bottom, workpiece come loose quite often). More details of “Cutting at angle” function operation, please see software manual.

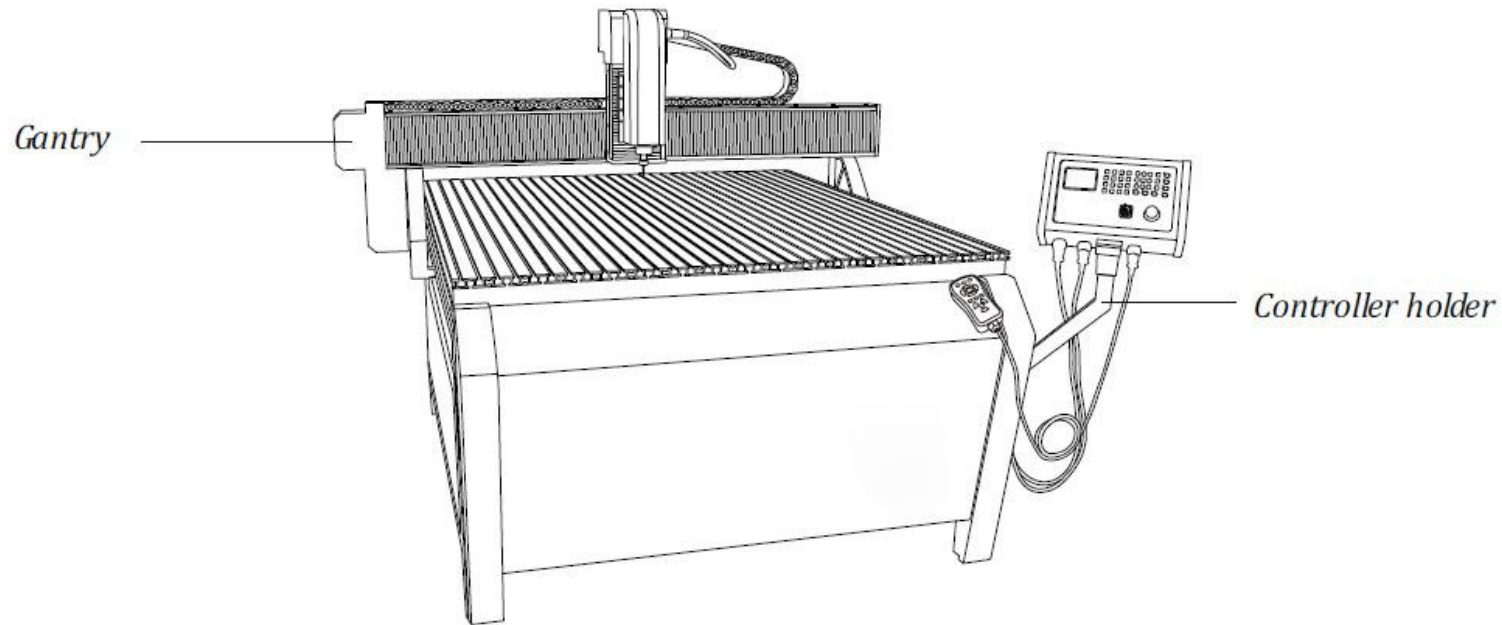


## Applications

Billboards, dual color ABS boards, miniature models, Plexiglass, wood articles, etc.

## Instruction

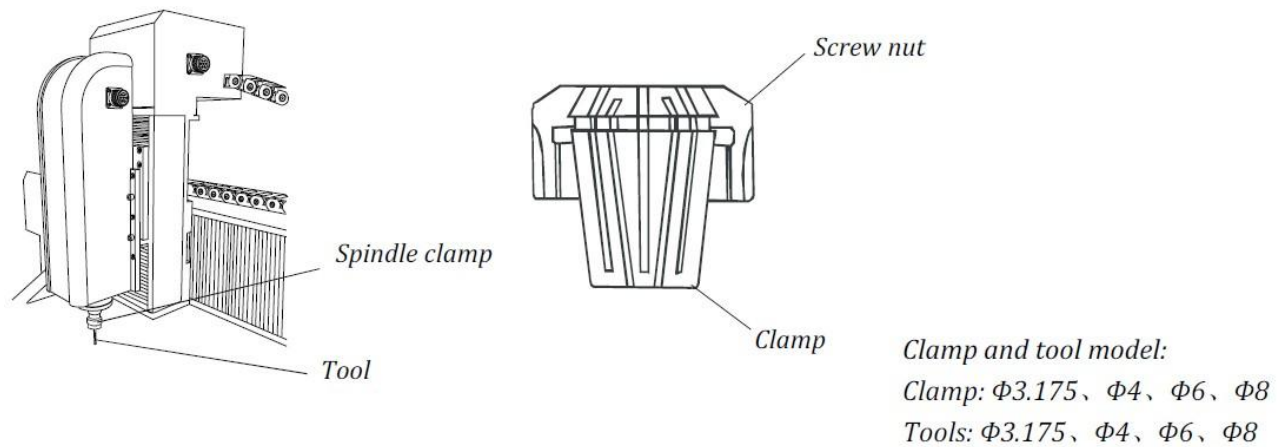




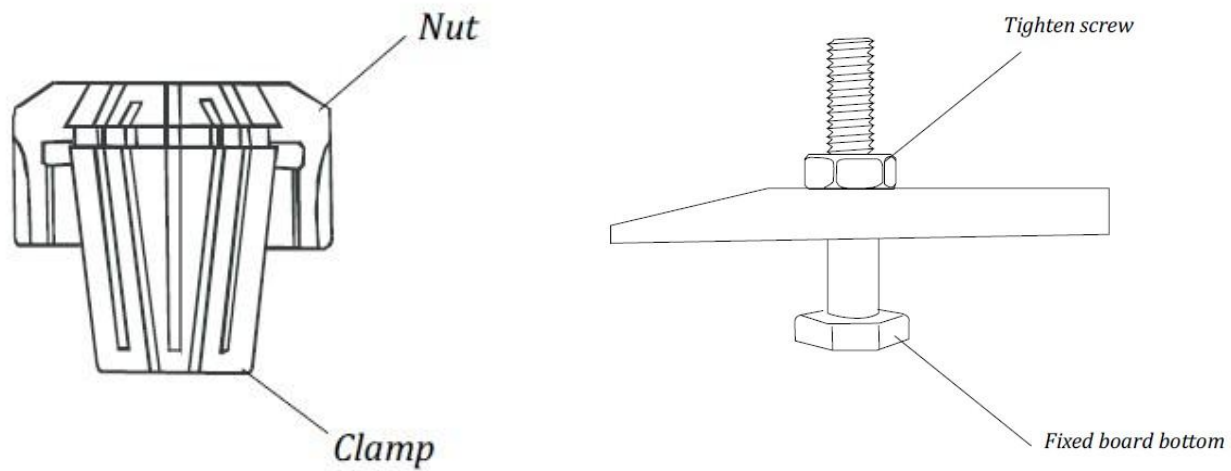
### **Vacuum table**

Tool sensor is guaranteed working accuracy and engraving quality.

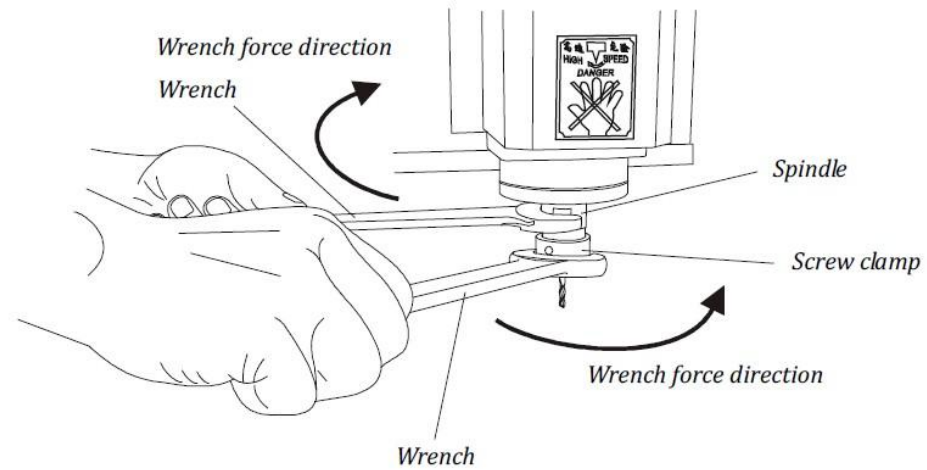
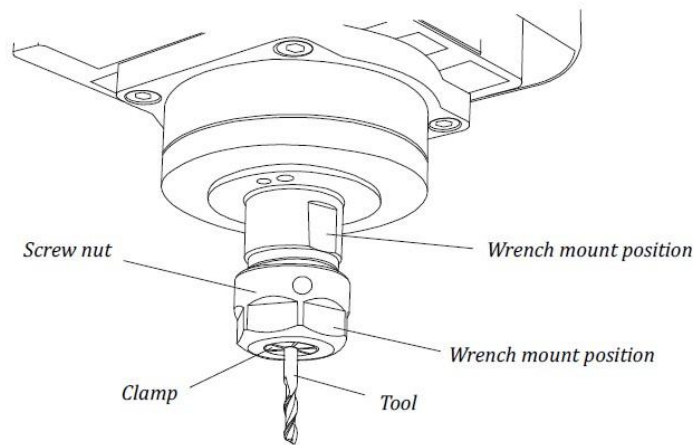
First confirm 0 point of engraving file (make center of engraving material as 0 point or the lower right corner as 0 point), and then decide how to put the engraving material on the working table. Next fix the engraving material up and put sensor on the it, then move X, Y, Z axis by keyboard or remote to sensor, once touched, the tool will rise automatically, at the same time the machine will remember the height as default to keep precision of process. **(More details please check the manual of machine control software)**



The nut and the clamp are used to fixing cutting tools on the spindle. The diameter of cutting tools should be corresponding to clamp's diameter. The clamps have  $\Phi 3.175$ ,  $\Phi 4$ ,  $\Phi 6$ ,  $\Phi 8$  models, except for special cutting tools.



## Installation of tool



## Different tools have different engraving effect.

Drilling tool: Mainly used for carving characters, tiny material

Milling tool: Mainly used for face milling, cutting and rough processing

Knurling tool: Mainly used for special shape processing, like 3D modeling character, and special texture.

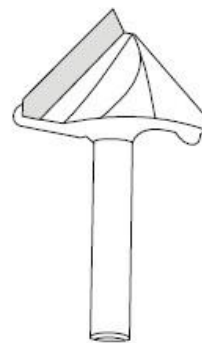
**Remark: Here just some types for reference, others are based on actual items.**



Drilling



Milling tool



Knurling tool

Overview	Specifications	Packing list	Instruction	Warranty	Video & samples
----------	----------------	--------------	-------------	----------	-----------------

## Specifications

Model	CNCR-CP-1325Y-I	CNCR-CP-1530Y-I	CNCR-CP-2030Y-I	CNCR-CP-2040Y-I
Precision Repeatability	±0.05mm	±0.05mm	±0.05mm	±0.05mm
Maximum Engraving Area	1300mm x 2500mm (51" x 98")	1500mm x 3000mm (59" x 118")	2000mm x 3000mm (79" x 118")	2000mm x 4000mm (79" x 157")
Spindle Power	3.7KW Chinese air cooled	3.7KW Chinese air cooled	3.7KW Chinese air cooled	3.7KW Chinese air cooled
Spindle Rate	18000r / min	18000r / min	18000r / min	18000r / min
Cutting Tool Diameter	Φ3.175, Φ4, Φ6, Φ8	Φ3.175, Φ4, Φ6, Φ8	Φ3.175, Φ4, Φ6, Φ8	Φ3.175, Φ4, Φ6, Φ8
Travel of Z Axis	110mm (4.3")	110mm (4.3")	110mm (4.3")	110mm (4.3")
Maximum Movement Speed	25000mm (984") / min	25000mm (984") / min	25000mm (984") / min	25000mm (984") / min
Working Table Size (X, Y)	1360mm x 3030mm (53.5" x 119")	1600mm x 3730mm (63" x 147")	2100mm x 3730mm (83" x 147")	2100mm x 4730mm (83" x 186")
Voltage	AC220V ± 10%, 50Hz	AC220V ± 10%, 50Hz	AC220V ± 10%, 50Hz	AC220V ± 10%, 50Hz
Consumption	4.5KW	4.5KW	4.5KW	4.5KW
Engraving Software	Type3	Type3	Type3	Type3
Interface	USB / Ethernet	USB / Ethernet	USB / Ethernet	USB / Ethernet
Type Of Worktable	Vacuum	Vacuum	Vacuum	Vacuum

**Note:** Parameters are subject to change. Use the company technical standards as the basis.

<b>Overview</b>	<b>Specifications</b>	<b>Packing list</b>	<b>Instruction</b>	<b>Warranty</b>	<b>Video &amp; samples</b>
-----------------	-----------------------	---------------------	--------------------	-----------------	----------------------------

**Terms & Condition of Purchase:** After we receive PO from customer with stamp, we give PI for customer.

**Lead Time:** After receiving customer's deposit, within 25 days.

**Wooden Box:** There is total one wooden box or pallet.

### **CNCR-CP-1325Y-I**

<b>Machine Dimension</b>	1790mm x 3200mm x 1460mm (70" x 126" x 57")
<b>Machine Weight</b>	1870ib (850kg)
<b>Package</b>	Wooden box, Fumigation free package
<b>Packing Size</b>	3530mm x 2030mm x 1820mm (139" x 80" x 72")
<b>Gross Weight</b>	2156ib (980kg)

### **CNCR-CP-1530Y-I**

<b>Machine Dimension</b>	2130mm x 4000mm x 1460mm (84" x 157" x 57")
<b>Machine Weight</b>	2310ib (1050kg)
<b>Package</b>	Wooden box, Fumigation free package
<b>Packing Size</b>	4300mm x 2300mm x 1760mm (169" x 91" x 69")
<b>Gross Weight</b>	2596ib (1180kg)

### **CNCR-CP-2030Y-I**

<b>Machine Dimension</b>	2450mm x 4000mm x 1470mm (96" x 157" x 58")
<b>Machine Weight</b>	2640ib (1200kg)
<b>Package</b>	Wooden pallets
<b>Packing Size</b>	4000mm x 2270mm x 1820mm (157" x 89" x 72")
<b>Gross Weight</b>	2860ib (1300kg)

### **CNCR-CP-2040Y-I**

<b>Machine Dimension</b>	2450mm x 5000mm x 1470mm (96" x 197" x 58")
<b>Machine Weight</b>	2750ib (1250kg)
<b>Package</b>	Wooden pallets
<b>Packing Size</b>	5000mm x 2270mm x 1500mm (197" x 89" x 59")
<b>Gross Weight</b>	2970ib (1350kg)

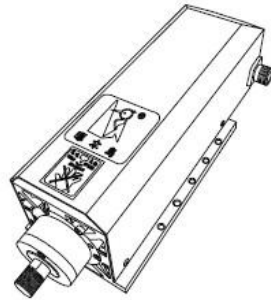


## Main Parts List

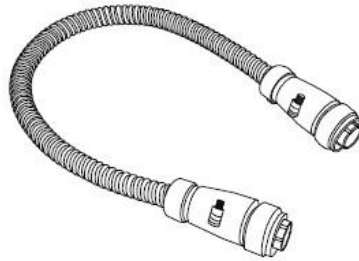
### ① Z axis parts (6590 does not come with a tool sensor)



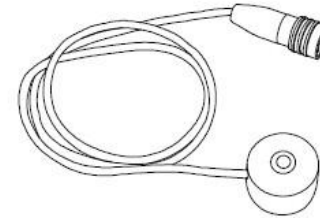
*Spindle holder*



*Spindle*



*Spindle cable*



*Tool sensor*

Description	Screw and Plug Size	Type of Screw and Plug	Quantity
Spindle Holder	M6X25	Hexagon screw	4
Spindle	M6X25	Hexagon screw	4
Spindle Dust Cover	M5X10	Round head stainless steel screw	4
Spindle Power Cable	7 pin	Male type plug (Positive)	1
Tool Sensor	4 pin	Female type plug (Negative)	1
Fixed Plate for the Tank Chain	M4X10	Round head stainless steel screw	1

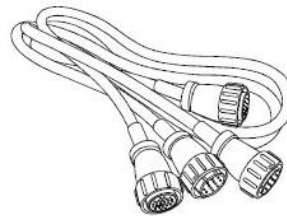
### ② Controller parts (6590 does not come with a remote)



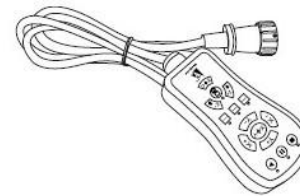
*Camaro controller*



*Avant garde and Diva  
controller*



*26 pin signal cable and 12  
pin power cable*



*Remote*

Description	Screw and Plug Size	Type of Screw and Plug	Quantity
Controller	M4X15	Round head stainless steel screw	4
Single Cable	26 pin	Male type plug (Positive)	1
Power Cable	12 pin	Female type plug (Negative)	1
Remote	26 pin	Male type plug (Positive)	1

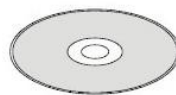
### ③ Controller accessories



*Camaro  
controller holder*



*Avant garde and Diva  
controller holder*



C D



Ethernet cable

Description	Screw and Plug Size	Type of Screw and Plug	Quantity
Controller Support Beam	M10X65	Hexagon screw	1
CD	26 pin		1
Ethernet Cable	1.5 - 3m	RJ-45	1

### ④ Toolbox list

Each machine will have its own toolbox list located in the machine. The list may not have the same parts listed below as each machine has different tools.

Description	Specification	Quantity	Remark
Toolbox	13"	1	
Clamps	ER16, Ø3.175mm	1	Installed on the spindle
Clamping nuts	ER16	1	Installed on the spindle
Clamps	ER16, Ø6mm	1	
Single - head open - end wrenches	H25	1	
Double-head open-end wrenches	22-24	1	
Inner hexagon wrenches	5mm	1	

Flat tip screw drivers	6 x 100	1	
Cross tip screw drivers	6 x 100	1	
Flat bottom engraving bits	3.175 x 20 x 0.2 x 33	1	
Flat bottom engraving bits	3.175 x 20 x 0.3 x 33	1	
Flat bottom engraving bits	3.175 x 30 x 0.2 x 33	2	
Flat bottom engraving bits	3.175 x 30 x 0.3 x 33	1	
Half straight bits	3.175 x 1.0 x 3 x 33	1	
Half straight bits	3.175 x 2.0 x 6 x 33	1	
Two spiral flute bits	3.175 x 12 x 38	1	
Two spiral flute bits	3.175 x 22 x 45	1	
One spiral flute bits for acrylic	3.175 x 12 x 38	1	
Workpiece pressing plates	1#	6	Ø8 nut, washer, T screw 8 x 45, flat pressing plate
Paint brushes	2"	1	
Controller keys		2	

**Note:** There may have some changes to the toolbox list because of updates. Please consult your toolbox list for the tools included in your toolbox.

## Vacuum pump and dust collector



## Package

**CNCR-CP-1325Y-I and CNCR-CP-1530Y-I**



**CNCR-CP-2030Y-I and CNCR-CP-2040Y-I**



<b>Overview</b>	<b>Specifications</b>	<b>Packing list</b>	<b>Warranty</b>	<b>Video &amp; samples</b>
-----------------	-----------------------	---------------------	-----------------	----------------------------

Comprehensive guarantee for one year except the wearing parts

24 - hour technical support by email or calling

User - friendly English manual for machine using and maintaining

### **Spare Parts Supports**

We provide all replacement parts for all machines we sold, if you have a parts that break beyond warranty period, you could order it directly from us at reasonable prices. We would post the new parts with step by step instructions in PDF format on how to replace the parts to you.

**If you want to buy any parts from us, please tell us the names or pictures of the parts.**

### **Satisfaction Guarantee**

For the items other than consumable products sold via [www.Sign-in-China.com](http://www.Sign-in-China.com), we provide 12 months warranty after shipment. All the extra parts for equipment can be purchased from [www.Sign-in-China.com](http://www.Sign-in-China.com). Further, for our VIP customers, the period of warranty shall be extended to 18 months.

We offer 14 days 100% satisfaction guarantee on all our machines. If you are not satisfied after receiving an item, Sign-in-China.com promises that, within 14 days after actual delivery of such an item, you are allowed to return the item to us and get complete refund, provided the returned item does not affect its subsequent re - selling and you also undertake the charge of returning delivery.

**More information, please look at the document of [Training & Warranty & Service Policies](#).**