

AL LED LIGHT BOX

M A N U A L

For your safety, please read the following before using:

* Caution for your safety

1. This unit shall not be used outdoor.

It might shorten the life cycle of the product or give an electric shock

2. Do not use this unit in place where there is flammable or explosive gas and near water (humid) place.

It may cause a fire or explosion.

3. Please observe voltage rating and do not apply AC power.

It may result in damage to this unit.

4. Please check the polarity of power and wrong wiring. It may result in damage to this unit

5. Do not use this unit in place where there is vibration or impact.

It may result in damage to this unit

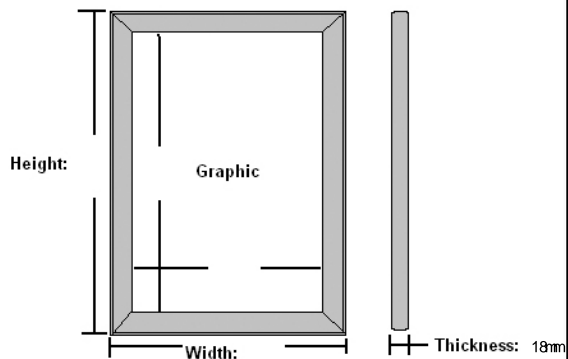
6. In cleaning the unit, do not let water or detergent pour into the unit.

It might cause an electric shock or fire that will result in damage to the product

7. Please use backlight film for the graphic and keep clear even panel from sticky stuff.

8. Please put on gloves to avoid leaving fingerprints on the surface of even panel or mirror when install or move the product.

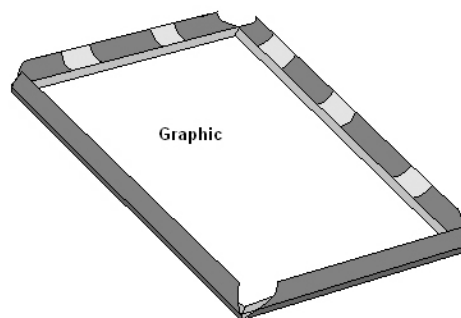
* Dimension (unit: in)




* Specification

product	Aluminum snap frame LED light box	
Model	LB-LED-K/LB-LED-L/LB-LED-AA / LB-LED-AC / LB-LED-AD / CS-MLB-3D	
Power supply	DC12V	
current consumption		
Frame	Aluminum snap frame	
Light source	LED	
AD poster	backlit film	
Packing material	safety pad + poly bag + hard cardboard box	
Weight	app:	kgs/units

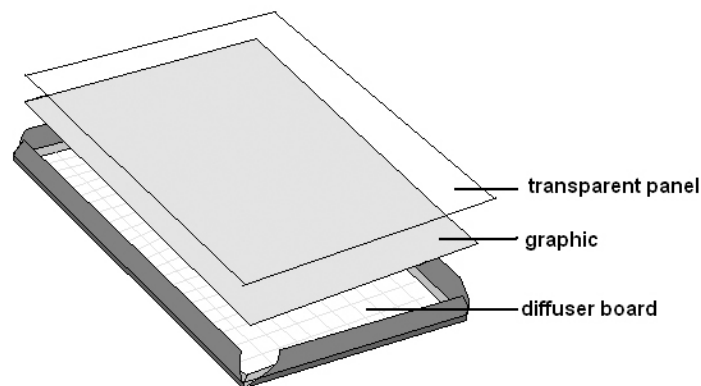
* How to operate




1. open the snap aluminum frame.



3. Connect the adapter (DC12V/1.5A)




2. take the transparent panel out, then change the graphic which under it.



4. Working

* Mounting

back of light box



Hang the light box by the holes to the wall, can be vertical or horizontal.