



**Sign-in-China**  
Online Shopping for AD & Signage Products

## Portable Oxygen Hydrogen Water Welder Flame Polisher Polishing Machine 90L

Item Code: APM-H100A

Mini Order: 1 set

Shipping Weight: ★★★★★

Average Rating: 26.4lb (12kg)

[Inquire Now](#)



### Overview

## Acrylic Polishing Machine

—Single Flame Gun—

Brightens Life Everywhere!



Description:

Synthetic glass (acrylic) polishing, Oxy - hydrogen generator is a machine using high temperature flame to make acrylic edge smooth and bright. The heat polishing on the acrylic rough surface can be achieved as long as the flame passing by gently, and the acrylic products will become glittery and bright.

**Features:**

- H100 is economical type Acrylic flame polishing machine.
- Light weight, Energy saving
- Environmental friendly, safe and reliable
- Its electrolyze adopts series and parallel compound technique, which makes the electrolysis more efficient.
- APM-H100 is environmental friendly, safe and reliable with low energy consumption.

## Details

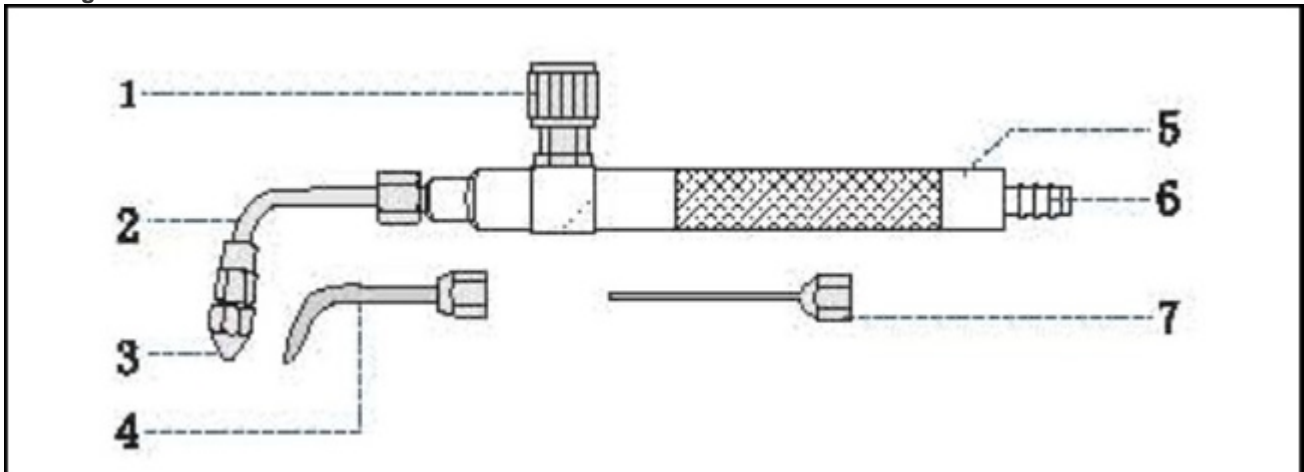


## Instruction

The flame acrylic polishing machine's instruction:



Flame gun instruction:



1. Adjusting valve; 2. Connector; 3. Flame nozzle; 4. Bend flame nozzle (option); 5. Flame gun bar; 6. Air inlet port; 7. Pin type flame nozzle (option).

Don't compare advantages with others but compare quality with ourselves.

## What are the advantages of the polisher?



The advantages of the APM-H series acrylic polisher:

1. Production by demand without inventory; Safe and easy.
2. Simple raw materials; only water & electricity required; immediate production & use once switched on; economical and practical; high removability; small sized; high portability; and suitable for outdoor operation.
3. This polisher is suitable for precise process with concentrated flame.
4. Oxyhydrogen gas is tasteless and non-toxic; combusted residue is water only, and no pollution to environment.
5. The oxyhydrogen flame is carbon-free and the welding of the workpiece is tight.
6. High cost performance and low investment.

## 2 The Operating Principles ?

The polisher combusts the hydrogen gas and oxygen gas produced through water electrolysis as the fuel, and polishes the rough edges of the acrylic products with the high temperature generated by the flame. The polished edges with the high temperature will be glittery and bright.

# How to use this polishing machine?



**Water in port on top of the machine**

**Firstly** put 1kg distilled water into a clean container, then put 0.2kgs electrolytic powder (NaOH or KOH) slowly. The powder can be dissolved by water and this will produce heat, cooling the solution about 20mins for usage.

**Secondly** Unscrew the nut on top of the machine, put the solution slowly into the tank until it gets to the normal water line, and then screw the nut.



**Alcohol filter bottle**

**Thirdly** unscrew the filter bottle cover, put the alcohol into filter bottle up to one-third place and screw the cover.

**Fourthly** Switch on the power, the indicator light turns bright, the fan begins running; gas can be felt out of the outlet (within 1 minute), the pressure gauge indicates 0.01-0.05mpa. If you seal it with a finger, the gas pressure will go up until over 0.1mpa and the ammeter indicates zero; move out the finger, the gas pressure will go down and the ammeter indicates well. All these mean that the machine is normal for working.



**Fifth** connect the flame gun and tube, connect the air outlet, turn on the flame gun, and choose the suitable nozzle, fire it. Please keep a good distance when you are working.

## Add water timely

After several hours of operation, the water level may fall below the "middle" line, you should add some water. Distilled water is the best choice, next are purified water, cold boiled water and mineral water.

## How to add water?

1. Turn off the torch.
2. Switch off the power and open the valve on the torch to let out the remaining gas.
3. Screw off the top cover.
4. Add water close to the "high" line.
5. Screw on the cover and switch on the machine, and it can work again.



**Attention ! KOH or NaOH is dangerous please do not eat them !**



#### Attention:

KOH or NaOH is dangerous, please do not eat them.

The temperature is up to 2800° when burning, please put the flame polishing machine in the safe place.

Do not operate the flame acrylic polishing machine while your hand is wet; be careful of the electric shock.

#### Warning

When abnormal things happened, such as abnormal noise, smell, smog, quite high temperature, electric leakage, you should cut off power supply immediately.

Do not repair it by yourself, you should contact us.

The above cover; please do not load metal pieces.

Please connect the ground wire.

Forbid ignite while no air pressure

## Application

- Synthetic Glass Industry.

The synthetic glass (acrylic) polisher works with high temperatures flames that wrought the organic handicraft article.

- Electronic Industry. IC encapsulation.

- Semiconductor.

• Nonferrous welding, braze welding. In the application of welding the nonferrous metals, oxygen is not necessary instead it uses the oxy-hydrogen generator; it can saved more than 30% cost compared with the other method s that uses the same material and workload.


**1.** It can weld all kinds of chains and strings of platinum, gold, silver, copper, ect. **2.** Lead and tin pole fusion accumulator. **3.** Engineering precision.

- School laboratory.?

Provides a convenient and safe oxy-hydrogen flame.













## Production Process



## Quality report:



## Specifications

Model	APM-H100A
-------	-----------

Input Voltage	AC110 - 220V
Rated Output Gas	≈95L / H
Operation Gas Pressure	0.08-0.13Mpa
Ambient Temperature	-10°C ~ 40°C
Flame Temperature	≈2800°C
Water Consumption (L / H)	0.03 L / H
Flame Gun No.	Single

## Tags

[Single Flame Gun Acrylic Polishing Machine](#) [Acrylic Polishing Machine](#)

## QA

Q	How long approximately does it take to get this product here in Brazil?	
A	It takes about 4 days from `Beijing` to Brazil by Express.	Reply by <a href="#">sign-in-china</a>
Q	I pay the transport along with the machine?	
A	Yes.	Reply by <a href="#">sign-in-china</a>
Q	Does the electrolyte come with the machine?	
A	The electrolyte is forbidden for shipment by air, you can buy it in local area.	Reply by <a href="#">sign-in-china</a>
Q	What is the proportion of water and sodium hydroxide?	
A	The proportion of water and sodium hydroxide is 50:1.	Reply by <a href="#">sign-in-china</a>
Q	Do we need to do sanding and buffing operations prior to polishing operation.	

A	<p>Yes.</p> <p>Reply by <a href="#">sign-in-china</a></p>
Q	<p>If the shipping cost by Express with no additional charges.</p>
A	<p>there will be only some custom cost by your local custom when you get the machine. Exact cost depends on your local policy.</p> <p>Reply by <a href="#">sign-in-china</a></p>
Q	<p>Is the expense is payable on COD basis?</p>
A	<p>Our payment term is Delivery against Paymen, not COD basist.</p> <p>Reply by <a href="#">sign-in-china</a></p>
Q	<p>What are the other items required to be purchased to support the operation of this item.</p>
A	<p>It has every needed accessories except for the Sodium hydroxide powder</p> <p>Reply by <a href="#">sign-in-china</a></p>



Copyright © 1999-2013 by Beijing ChinaSigns Information Company Limited All Rights Reserved.

Email:info@sign-in-china.com Tel:+86 132 6410 3286 www.sign-in-china.com