



## Epson Stylus Pro 4880 Refilling Cartridge 8pcs/set

Item Code: ACC-EPS-042



Mini Order: 1 set

Shipping Weight: ★★★★★

Average Rating: 4.0lb (1.81kg)

[Inquire Now](#)

### Overview


Perfect EPSON STYLUS PHOTO 4880 Series Compatible  
with Refillable CISS (Continuous Ink Supply System) Cartridges

—Era of Perfect CISS Cartridges—



Details





**To be used with:** Epson Stylus Pro4880

**Volume:** 300ml

**cartridge size:** 250mm\*25mm\*100mm (9.9"\*1.0"\*3.9")/pc

**Net Weight:** 168g/pc

**Packing size:** 290mm\*260mm\*120mm?11.4"\*10.2"\*4.7")/set

**Gross Weight:** 1680g/set

**Remarks:**OEM


**colors:**



Chip reseter



An extra set of  
one-time resettable chips



## Advantages

1 New EPSON4880  
Series compatible  
with refillable  
CISS cartridges

continuous ink  
supply  
significantly  
drops printing  
costs.



2 Large Capacity  
300 ml

Printing becomes  
more easy,  
effect  
more durable,



3 Perfect Welding  
and Complete  
Sealing

Leakages avoided  
thoroughly



4 Personalized  
Separate Design

Feasible to fill any  
single cartridge  
at any time



Easy



5 PP transparent  
cartridge body

Ink dosage  
controlled  
easily and  
pollution-free.



6 The chip  
can be reset

Easy operation  
by large-format  
decoders

## Comparison



## Our products




Our Cartridges with large capacity 300 ml are more

## [ Other brands ]

Inconvenient supply of ink because of using syringes



Cartridges get dirtied by directly filling ink



Cartridges with capacity 110 or 220 ml need to be changed frequently.




## Application





Cartridge installation steps







1

Lift the cartridge lock and remove the cartridge.

2

Fill ink into cartridges





3

One by one insert the refilled cartridges back to original positions on the machine according to color sequence.

4

Relock cartridge



---

How to reset cartridge chips

---





#### Using the decoder:

remove the cartridge when the chip alarms that the ink is used up; keep the contact point of the decoder touching at the chip surface of the ink cartridge; when the red light of decoder becomes yellow, the decoding has been finished.



#### EPSON 9880/7880/4880 etc. Cartridge Chip Usage Instruction



Our chips on the cartridges can be used on Epson Stylus Pro 7600/ 9600/ 4000/ 4400/ 4450/4800/ 4880. Our special software makes the chips compatible for all work of the above Epson printers.

#### Please do as follows when using the chip:

- The printer shows NON-GENUINE when you install the cartridge, now please press direction keys on the panel ?????, to choose ACPT

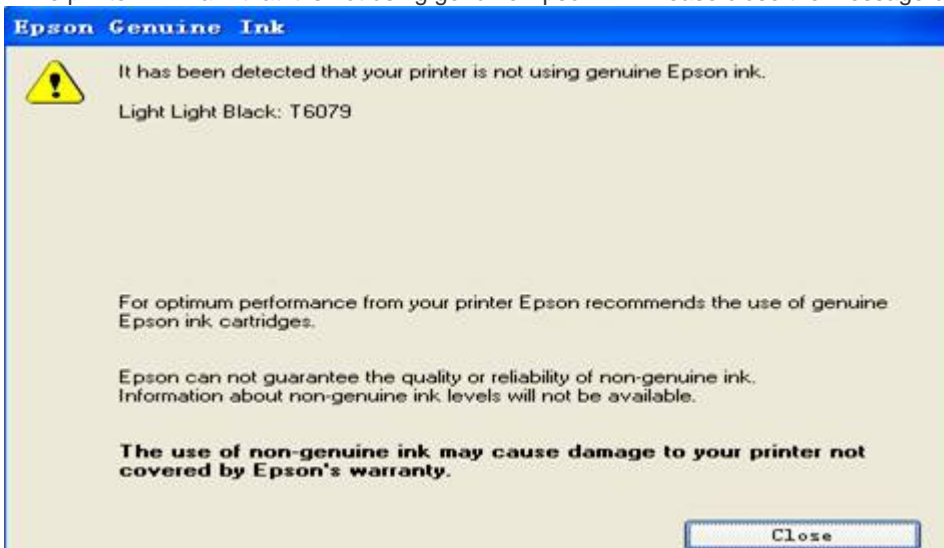


- After above operation, printer will do the cleaning and recognize these chips. The printer screen shows READY. The cartridge is empty and the ink capacity in computer drive software is grey.





- The printer will warn that it is not using genuine Epson ink. Please close the message box and then the printer can begin work.



- The chip will not indicate the real-time ink consumption. When it runs to the assumed ink limit, the relative Ink-out area blinks and the panel shows REPLACE INK CRTG. A chip resetter is needed to make the chip reuse.



## Production



## Quality Inspection?



## Tags

[Continuous Ink Supply System?CISS 4880 Refilling Cartridge](#)



Copyright © 1999-2012 by Beijing ChinaSigns Information Company Limited All Rights Reserved.

Email:info@sign-in-china.com Tel:+86 132 6410 3286 www.sign-in-china.com