



## **63" x 39" (1600mm x 1000mm) Detachable Board Laser Cutting Machine (80 Watt) - with Accessories Sets**

Item Code: LCM-B1610 (80W) Plus



FOB Price: **\$9,978/set**

Mini Order: 1 set

Shipping Weight: ★★★★★

Average Rating: 2484.4lb (1129.26kg)

[Inquire Now](#)

### **Overview**

#### **Applications**

This laser cutting machine is convenient for advertisement decoration, art, cutting template, toys and other industries. This laser cutter machine is specializes in cutting and engraving on boards, such as non-metal materials, such as bamboo, plexiglass, acrylic, rubber, paper, etc.

#### **Hardware requirements for computer**

##### **Requires a dedicated PC to operate**

**CPU:** An Intel Pentium 500 or above.

**Memory:** 256MB or above.

**Hard disk:** 1GB or above.

**A color monitor:** 600 x 800 resolution, 16 colors or above.

**Others:** CD-ROM drive, parallel interface and USB.





**Operating system:** Window95/98/ME, Windows2000/NT/XP, Windows 7

#### **Main Features**

- 63" x 39" (1600mm x 1000mm) working area
- Up to 31" IPS (80cm/s) high working speed
- Laminated Safety Glass, glass viewing windows creating a safe enclosure for laser processing.
- Adopt the super fine cutting technology, which has features of extensive material processing, smooth cutting edge and burr-free, avoid polishing, processing high speed, high precision.
- Adopt high precision equilibrium linear guide, more stable, servo motor is optional in high-end applications.
- Pass-through front and rear doors to accommodate long working pieces.
- Select KY series high quality laser tube, can cut acrylic of 30mm thickness perfectly.
- The laser cutter machine is equipped with a high quality CW5000 water chiller.
- Plug and play standard USB port for rapid data transmission.
- With the drawer and the funnel design for remnant, it is convenient to use.

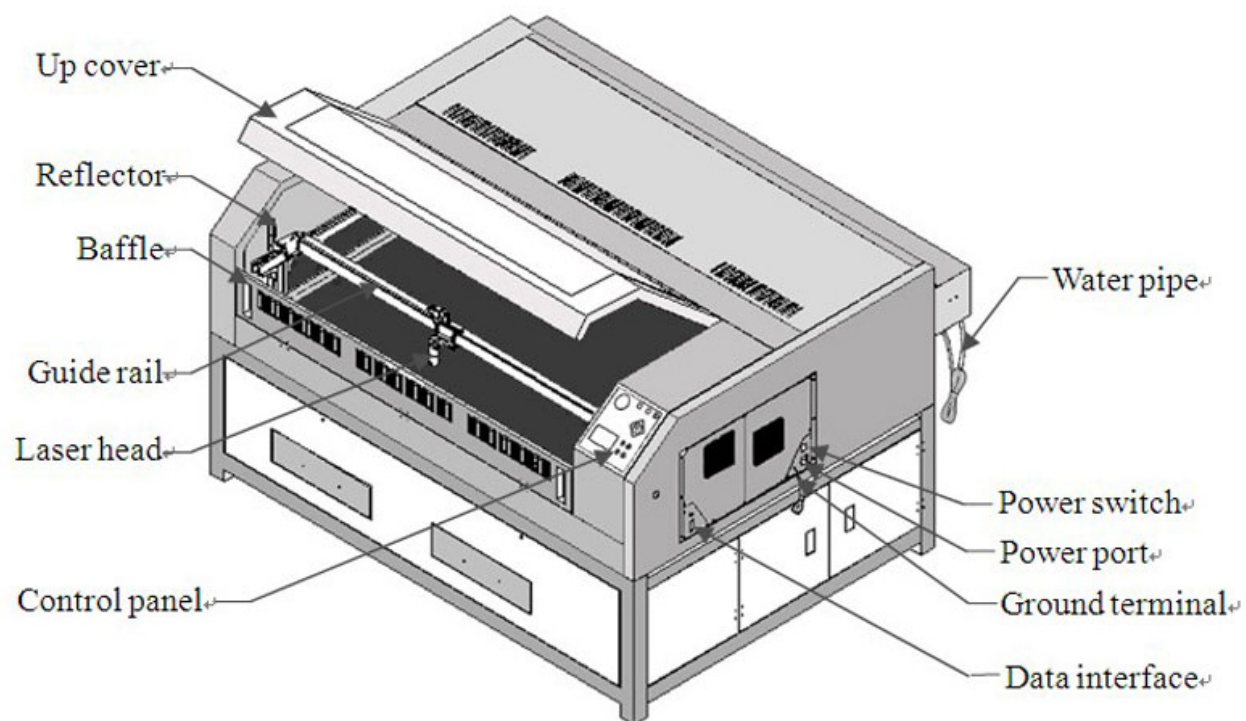
- This laser cutting machine is equipped with a knife-shaped aluminum rib working table. This can avoid producing defective products due to the reflection of rib pieces when cutting acrylic and wood. It also helps the finished products recede below the drawer.
- Power Source is the core technology, this laser cutter adopts original alterable internal resistance mode instead of traditional PWM pulse width modulation mode. It has more powerful internal resistance, higher stability and higher reliability, which can raise good ballast effect.
- Easy to operate: We provide two set of English software: ACE and PRINTER DRIVER, they are developed by ourselves and easy to learn. ACE can input BMP and PLT file format design, then edit and output them; Print Driver can directly output many file format in Windows system, like Photoshop, CorelDraw, AutoCAD, etc.
- Neat working environment, The working process is clean, quiet with least waste of material.

**LCM-B plus series laser cutting machine is upgraded from LCM-B series. The improvement of internal structure makes this laser cutter more sturdy and durable, which improve and enhance its quality.**  
**Compare with the old LCM-B series, LCM-B plus has more advantages as bellow:**

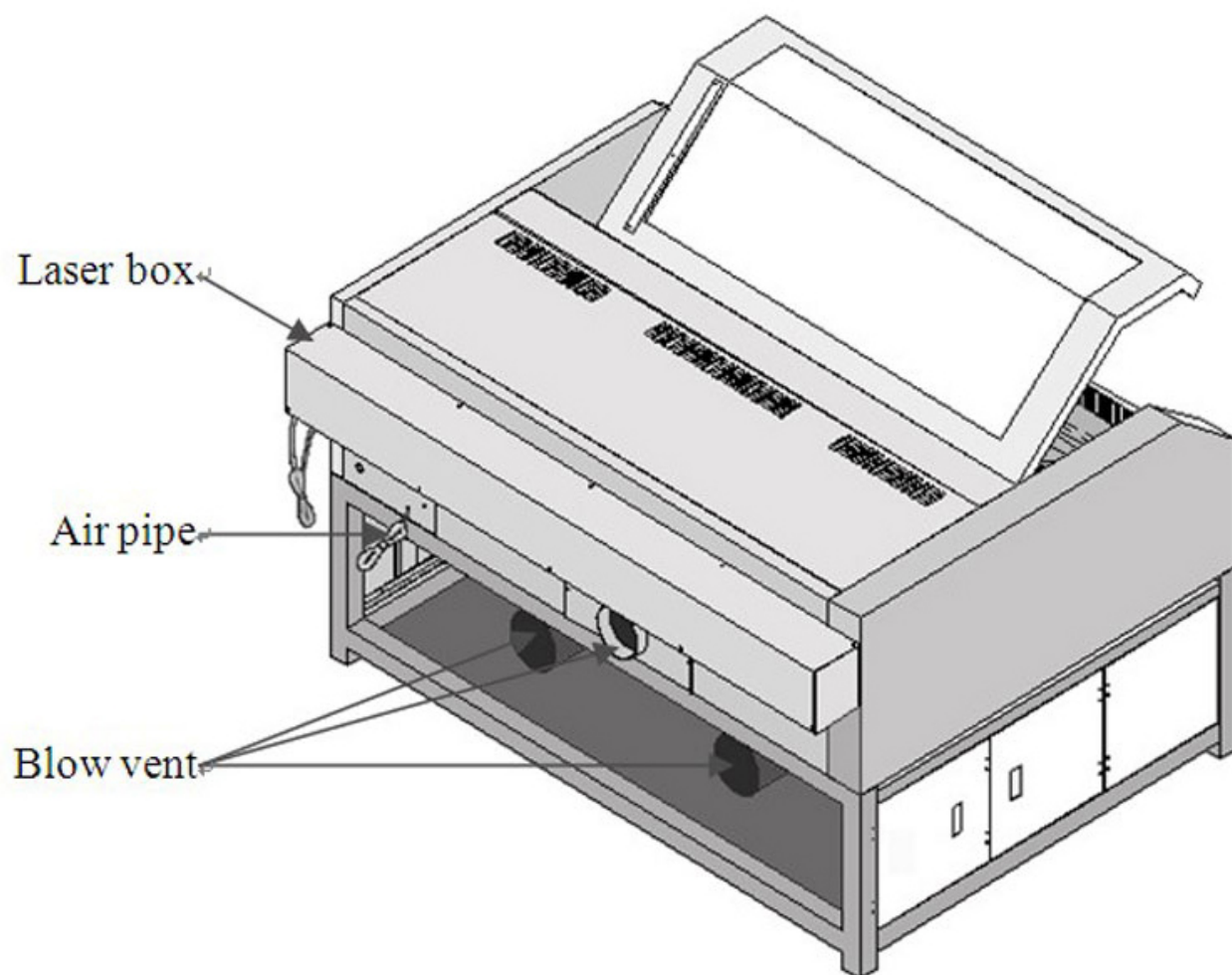
LCM-B plus	LCM-B
	
Laser head: Enclosed	Laser head: Unenclosed
	
Guide rail: High precision equilibrium linear guide rail imported from Korea	Guide rail: Chinese quality common aluminum guide rail

**Appearance of the Machine**

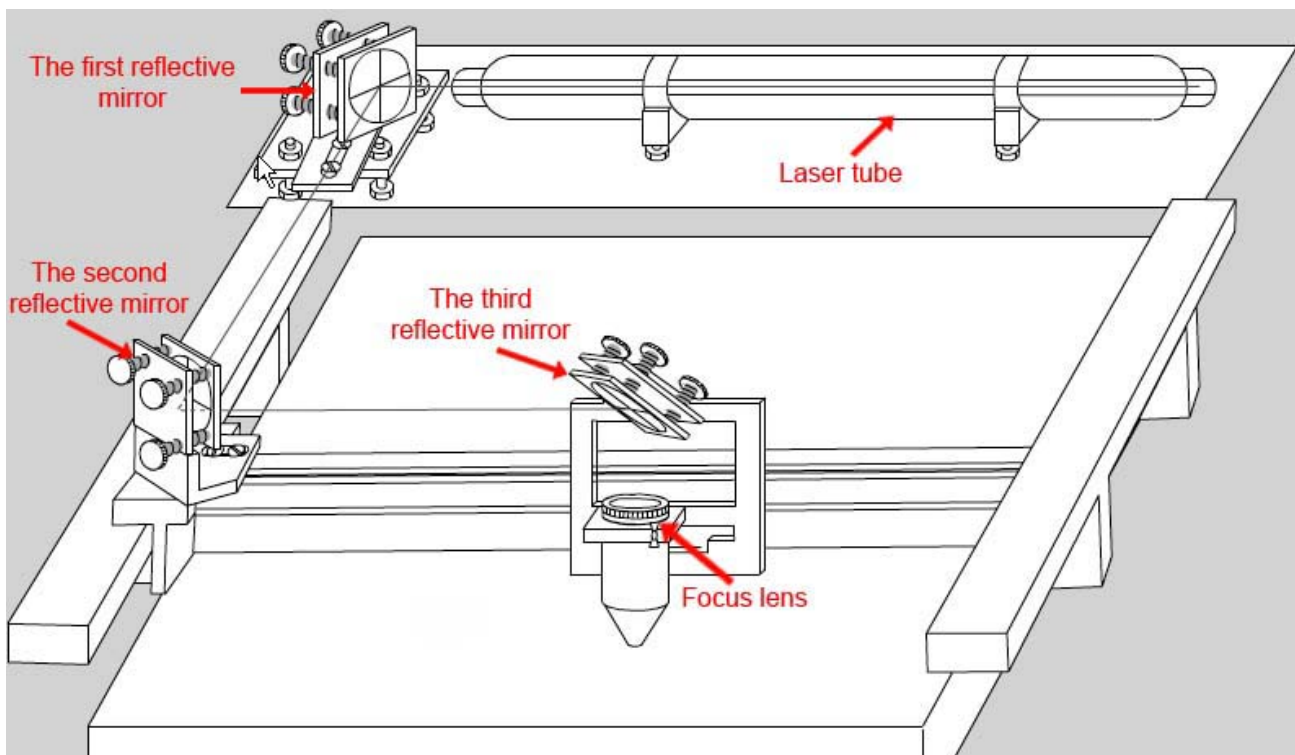
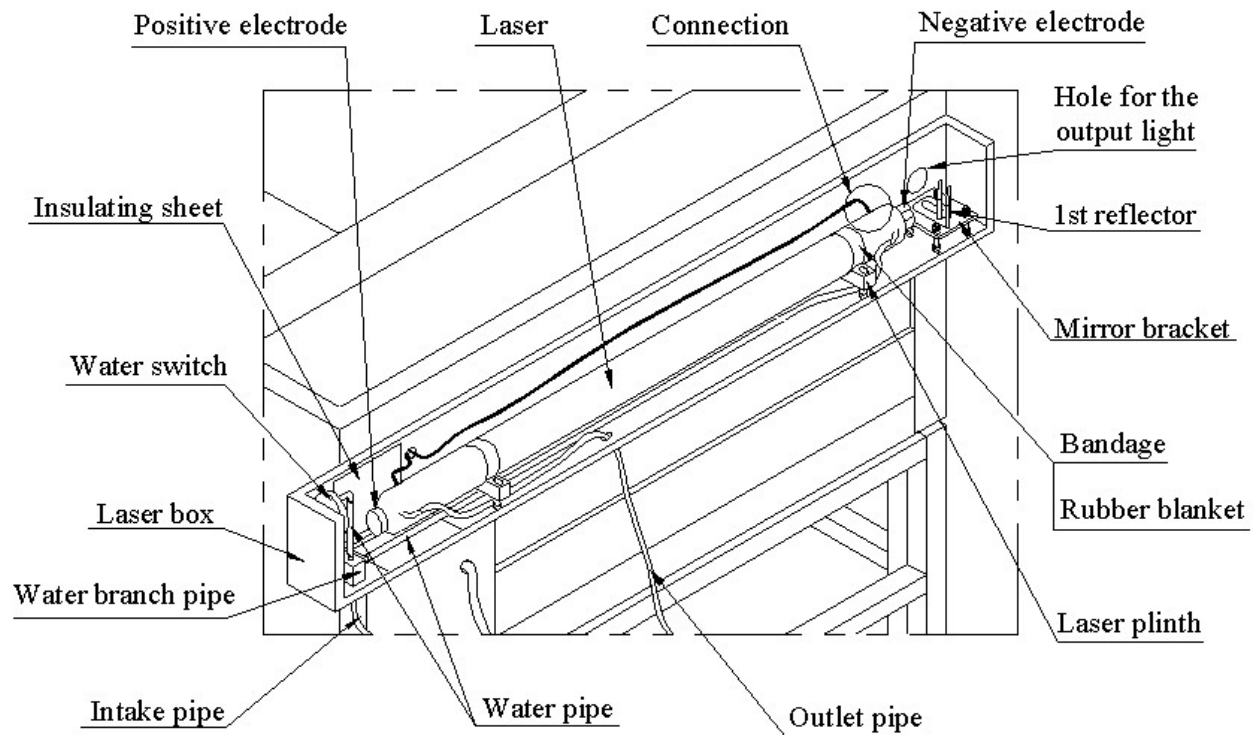
**Front of the machine**



Rear of the machine

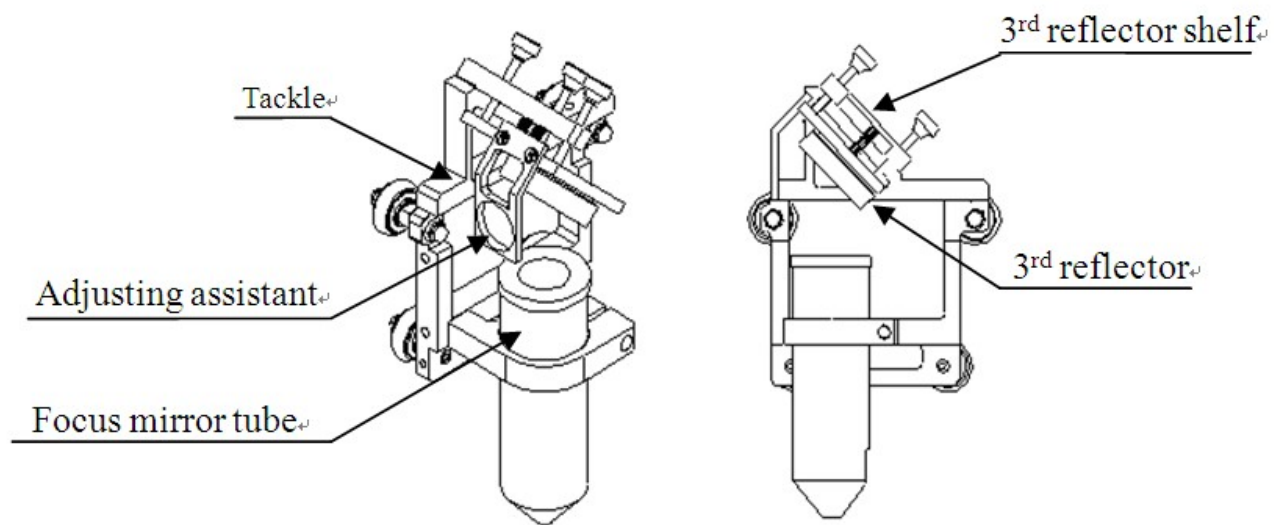


Laser System

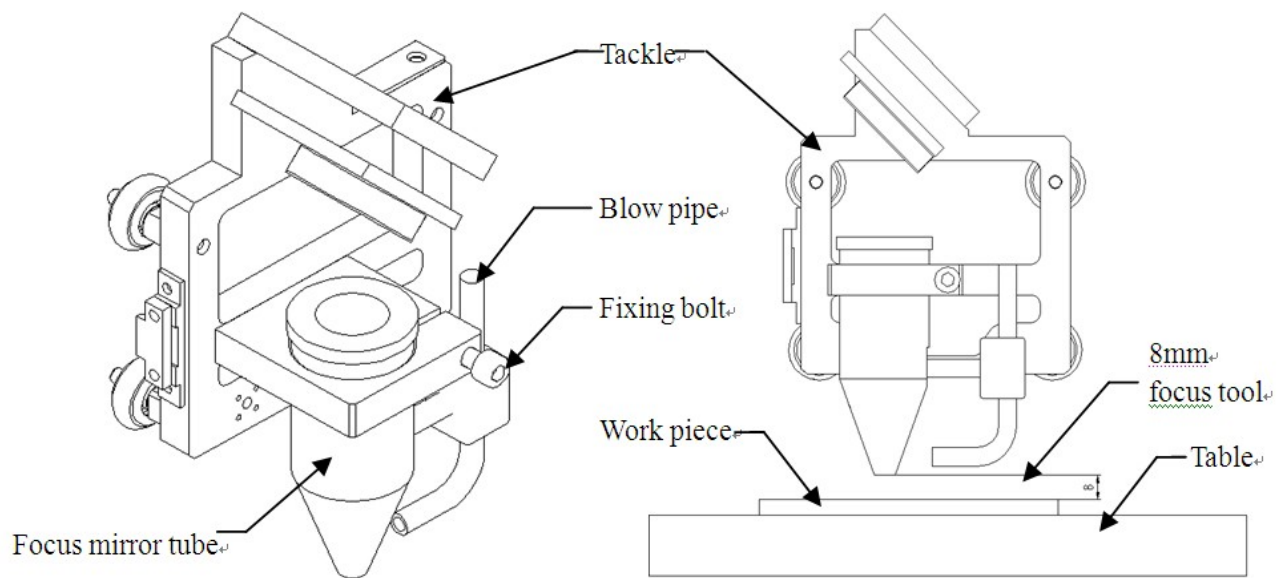


Laser head configuration

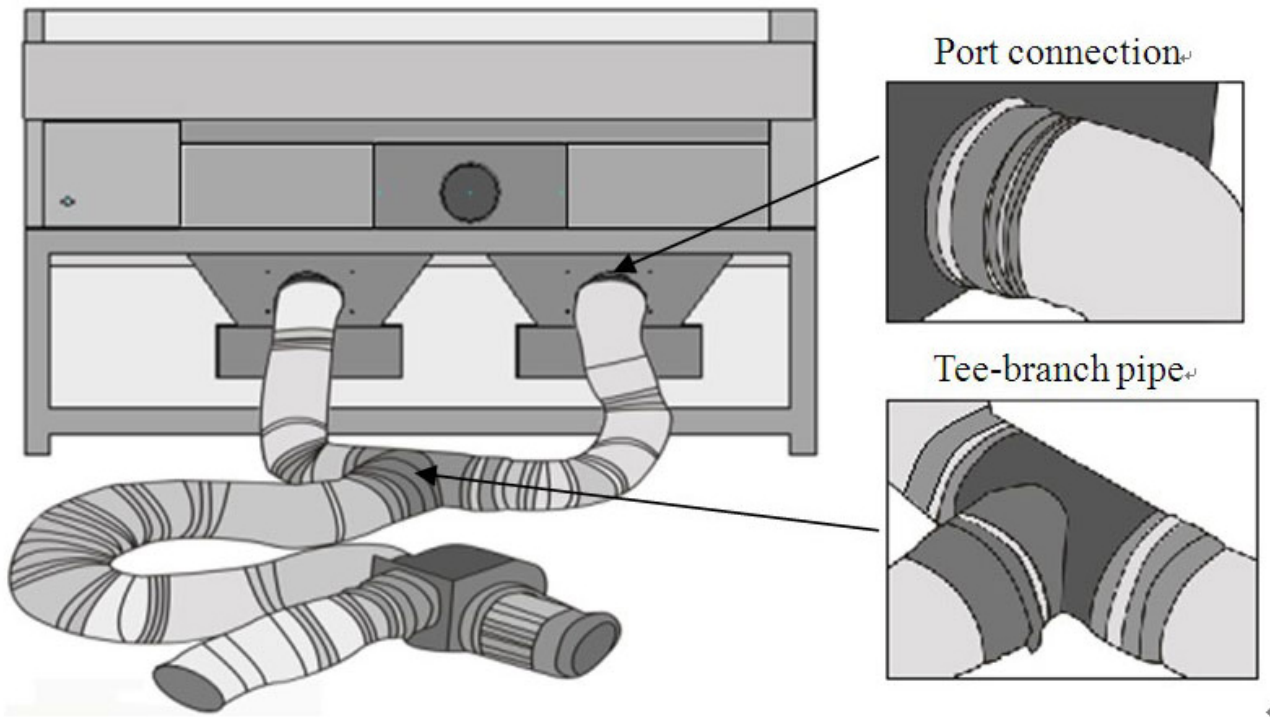




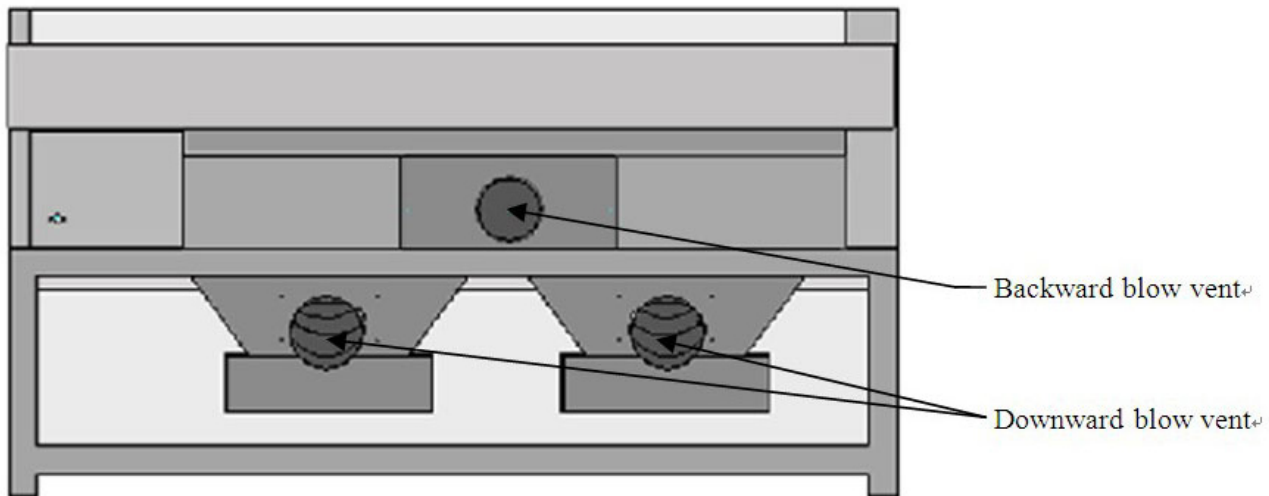
### Adjusting Focus



### Downward Air Exhausts System




#### Backward Air Exhausts System



#### Packing List

Besides mainframe of laser engraving machine, your accessories include following (The following may not agree with practical object, please refer to the sales orders)

\$667 worth of Accessories Gift Set includes laser tube (1 pc), focus lens (1 pc), reflective mirror (1 pc).

<b>CW5000 Water chiller</b> 	<b>Air pump</b> 	<b>Centrifugal fan, air pipe, Tee-branch</b> 
<b>Power cable</b> 	<b>Data line</b> 	<b>Electrical outlet</b> 
<b>CSACE software</b> 	<b>USB dog</b> 	<b>Focus tool</b> 
<b>Hexagonal wrench (three)</b> 		

#### Consumable and Optional Device

##### Optional Device

With the following optional device, more functions will be added to the laser engraver machine (Prices are not included in the selling machine)

Items	Extra Fee
-------	-----------



Imported Panasonic Servo Motor	Add an extra USD \$1,800 to the price
--------------------------------	---------------------------------------

### Consumable Spare Parts





Items	Extra Fee
Glass laser tube 80W (Length: 63" /1.6m)	Add an extra USD \$529 to the price
Laser power source 80W	Add an extra USD \$290 to the price
Focus lens (Focus length: 2.5" /63.5mm)	Add an extra USD \$105 to the price
Reflective mirror (Diameter: 1.2" /30mm)	Add an extra USD \$35 to the price

### After Sales Service

Laser tube 1000-2000 hours' working time  
 Comprehensive warranty for one year except for spare parts.  
 24-hour technical support via email or telephone.  
 User-friendly English manual for machine use and maintenance.

Please refer to file of ChinaSigns Training, Warranty, and Service Policies to know more.

### Samples

			
Laser for sign making	Paper laser cutting	Using laser cutter for Acrylic cutting	Wood laser cutting

## Details

Resolution	?4000dpi (4000dpi is the best)
Positioning Precision	0.001" (0.025mm)
Max. Cutting Speed	16" IPS (40cm/s) (Adjustable)
Max. Cutting Thickness	1.2" (30mm) (Acrylic)
Effective Cutting Area	63" x 39" (1600mm x 1000mm)
Support Image Format	BMP, PLT, compatible with many file formats for
Laser Power	CO2 glass tube 80W (Normal lifespan: About 1000
Interface	USB, LPT

## Specifications

Model	LCM-B1610 (80W) plus
-------	----------------------

Maximum Cutting Area	63" x 39" (1600mm x 1000mm)
Table Size	66" x 44" (1680mm x 1110mm)
Laser Power	CO2 glass tube 80W (Normal lifespan: About 1000 working hours)
Maximum Engraving Speed	31" IPS (80cm/s) (Adjustable)
Maximum Cutting Speed	16" IPS (40cm/s) (Adjustable)
Maximum Cutting Thickness	1.2" (30mm) (Acrylic)
Resolution	?4000dpi (4000dpi is the best)
Positioning Precision	0.001" (0.025mm)
Power	600-4000W
Cooling Method	Water cooling and protection system
Supported Image Formats	BMP, PLT, compatible with many file formats for Windows OS, such as AI, CorelDraw, Photoshop, AutoCAD, etc.
Cutting Software	CSACE and print driver
Interface	USB, LPT
Voltage	AC 110V / 220V, 50Hz / 60Hz
Optional Device	CO2 glass tube 100W / 120W, servo motor
Machine Dimensions	89" x 57" x 44" (2250mm x 1450mm x 1110mm)
Machine Weight	705Lb (320kg)
Packaging	Fumigation free package
Packing Size	93" x 65" x 57" (2360mm x 1650mm x 1450mm)
Gross Weight	1056Lb (480kg)

## Tags

[63" x 39" \(1600mm x 1000mm\) Detachable Board Laser Cutting Machine \(80 Watt\) - with Accessories Sets](#)



Copyright © 1999-2012 by Beijing ChinaSigns Information Company Limited All Rights Reserved.

Email:info@sign-in-china.com Tel:+86 132 6410 3286 www.sign-in-china.com