



Sign-in-China
Online Shopping for AD & Signage Products

49" x 35" (1250mm x 900mm) Laser Engraving & Cutting Machine

Item Code: LEM-Z-DQ-12590E



Mini Order: 1 set

Shipping Weight: ★★★★★

Average Rating: 1758.2lb (799.2kg)

[Inquire Now](#)

Overview



Electric up-down lift worktable & Support CorelDraw output directly.

High speed, high precision and multi-function, this economy CO2 laser engraver machine can do engraving and thick cutting on most nonmetal materials.

Main Configuration

Max. Working Area: 49.2" x 35.4" (1250mm x 900mm)
Max. Cutting Speed: 11.8" (300mm) / s (Software control) (Speed adjustable)
Max. Engraving Speed: 1000mm (39") / s
Laser Power: Chinese CO2 glass laser tube 80W
Max. Cutting Thickness (Acrylic): ?1.2" (30mm)
Min. Shaping Character: Letter: 0.02" x 0.02" (0.5mm x 0.5mm)
Location Precision: < 0.01mm
Power Supply: AC220V \pm 10%, 50Hz / 60Hz

Product Highlights

- This laser engraving and cutting machine integrate optics, machinery and electricity, and adopt special laser software, which can design image freely by computer.
- Adopting special structure and controlling system, kerf is small, cutting edge is smooth, which effectively meet high precision cutting requirement.
- Import optical mirrors, high-temperature endurable, anti-abrasive, small diameter of focalizing facula; ensure higher cutting ability compared with the machine of the same laser power.
- Touching LED control panel, LCD display, completely off-line work, effectively save computer source.
- With rotary fixture, it can engrave on a cylinder object.
- The laser engraver supports CorelDraw and other graphics manipulation programs. The original photos can be output directly, which can avoid the photos being out of shape and the data being incorrect.

Details



Packing Sizes:

78.7" x 58.3" x 53.1"
(2000mm x 1480mm x 1350mm)

Net weight:

661.4Lb (300kg)

Gross weight:

992. 1Lb (450kg)



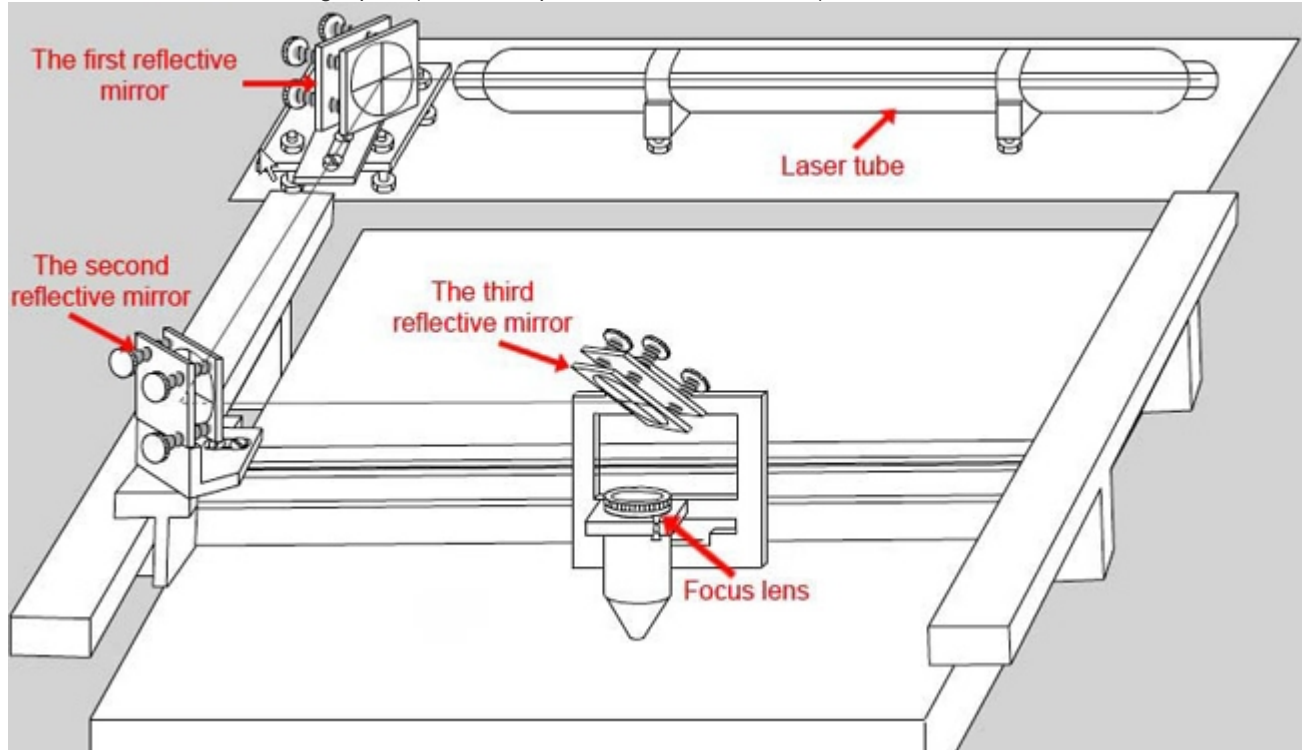
Usage

1. **Software installation:** install the USB driver and Engraving Software.
2. **Hardware installation:** Connect the air pump, water chiller, exhaust fan, exhaust pipe, power cable and USB cable, etc, with the laser machine.

As the bellowing picture show:



3. Check the laser tube and light path (For details please refer to the Manual).



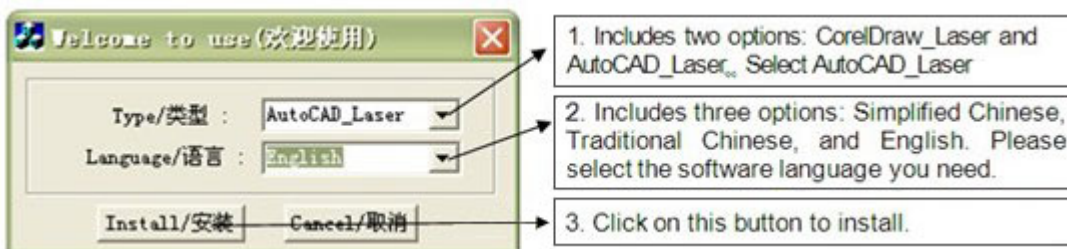
4. Open the Engraving Software, edit graphics, and use this laser cutter to process.

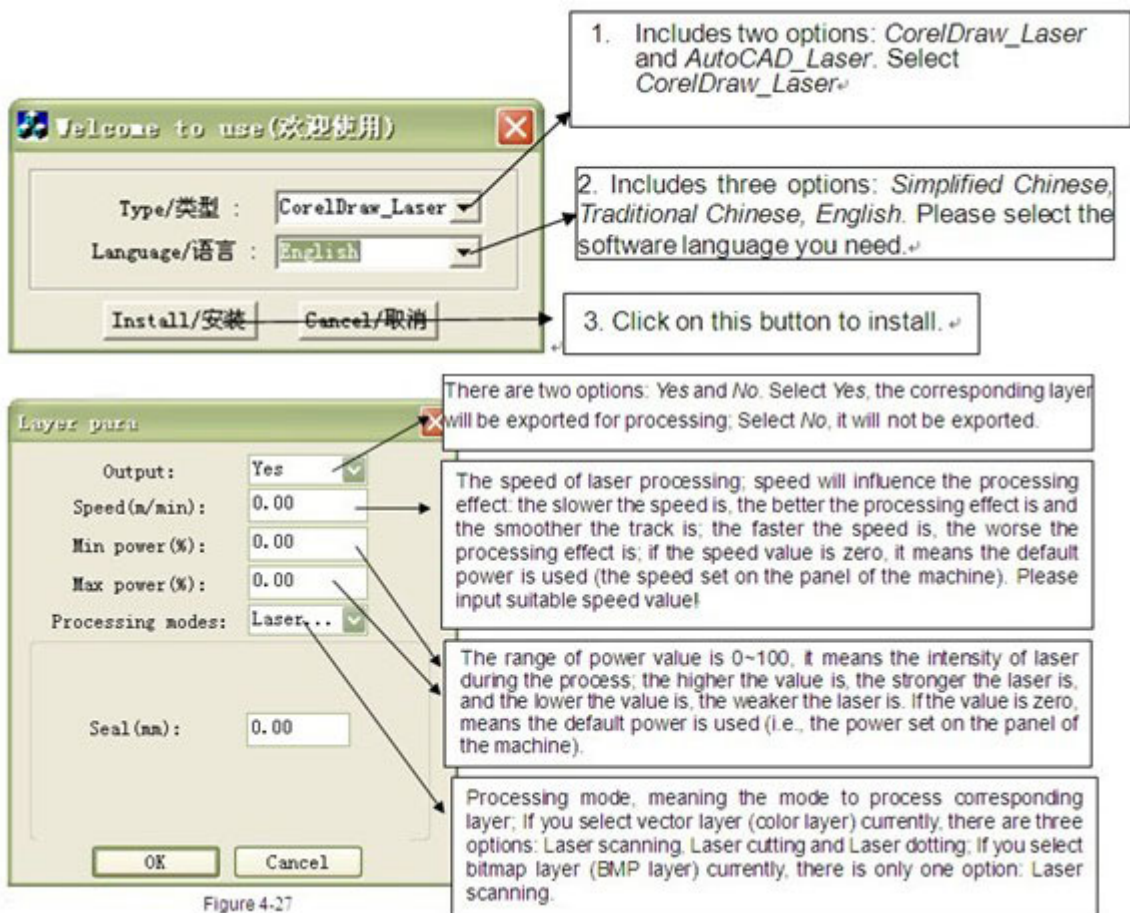


Instructions of Laser Engraving Cutting Software

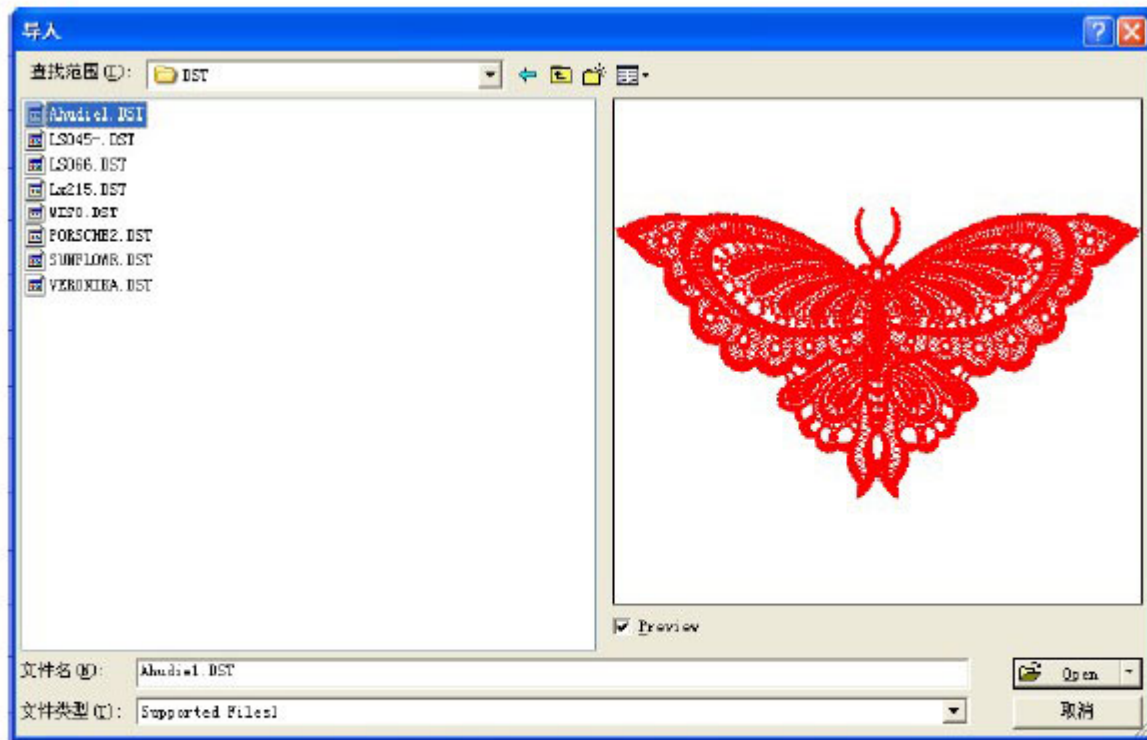
According to the different customer application needs and the habit of using to select the type of software

- Stand - alone software LaserWork.
- The software that plug-ins to CorelDraw. Support the version from Coreldraw11 to X5 (But some simplified versions of CorelDraw is not supported).
- The software that plug-ins to AutoCad. Support the version from 2004 to 2010.
- The software that plug-ins to Cadian.






For most vector file, data automatically imported into the corresponding layer of RDCAM software according to the layer description. For some special documents such as DST/DSB, data will be imported into the current layer. The color of object that is the color of the object contour. You can click the color button on the Layer Bar to change the color of the object has been selected. The color of the pressed button is the color of current layer.




With the following optional parts, the laser engraver can have more functions (Extra payment is needed):




Cylinder Rotary Fixture: Used for engraving on the surface of column of \varnothing 0 - 150mm (0" - 5.9"), commonly used rotation clamp. +\$286



Three - jaw Rotary Fixture: Used for engraving on the surface of \varnothing 0 - 180mm (0" - 7.1") column, with higher precision. +\$721



Red light Positioning System: Precise positioning.
+\$198



Updated from 80W to 100W / 130W CO2 glass laser tube, +\$2,096/ \$3,709

PS: With the rotary fixture, you can engrave on a cylinder object, such as cup, pencil vase and so on. It breaks through the limitation of the planar engraving and augments the range of the working.

Spare Parts


Glass laser tube 80W (1.6m)

Reflective mirror (F30)

Focus lens (63.5mm)


PS: The spare parts are consumables; you'd better buy one set when you order the machine.

Advantages




Equipped with industry Water Chiller, it ensures the engraving effect better and makes maintenance easier.

Equipped with electric up - down lift working table, its lifting height can be up to 350mm (13.8"). 1. Easy for focus lens; 2. It is suitable for processing the thickness material.




USB data interface, you can save multiple files at the same time.

Equipped with 50W/60W/80W Chinese CO2 glasslaser engraving and cutting effect.



Control panel

Laser head, with blowing device



Import optical mirrors, high - temperature endurable, anti - abrasive, small diameter of focalize facular;

Ensure higher cutting ability compared with the machine of the same laser power.

Application

Widely used in engraving and cutting on acrylic, wood board, model board and other nonmetal materials of advertising and decoration, aeromodelling, lamp fittings, craftwork industry, etc. This laser engraving and cutting machine is especially designed to meet the requirements of crafts, advertisement and decoration industries.

Materials that can be engraved

The laser engraving and cutting machine can engrave on most nonmetal materials, such as wood block, bamboo block, cardboard, marble, rubber, goods, organic glass, glass and crystal, leather clothing, etc.



Description of Quality Inspection:



Specifications

Model	LEM-Z-DQ-12590E
Maximum Engraving Area	49.2" x 35.4"(1250mm x 900mm)
Laser Power	CO2 glass tube 80W (Normal working life about 1000 - 2000 hours)
Maximum Engraving Speed	1000mm (39")/s(Speed adjustable)
Maximum Cutting Speed	11.8"(300mm)/s(Software control) (Speed adjustable)
Maximum Cutting Thickness	1.2" (30mm)(Acrylic)
Resolution	?1000dpi (1000dpi is the best)
Minimum Engraving Letter Size	0.5mm (0.02")
Positioning Precision	0.0009"(0.025mm)
Cooling Way	Water cooling and protection system
Support Image Format	BMP, PLT, AI, DXF
Engraving Software	Specialized engraving and cutting software
Power Support	AC220V ± 10%, 50Hz / 60Hz
Environment Temperature	5 - 35 degree
Interface	LPT, USB
Standard Equipment	Electric up - down lift working table, water chiller, exhaust fan, exhaust pipe, air pump.
Spare Parts	Reflective mirror, lens, and laser tube.
Optional Device	Red light positioning system, cylinder rotation fixture, three - jaw rotation fixture, Chinese CO2 glass laser tube 100W / 130W

Tags

[49" x 35" Laser Engraver and Cutter Machine](#)

QA

Q	Is the worktable knives shape or faviform?
A	<p>The worktable of this laser engraver is knife--shape.</p> <p>Reply by sign-in-china</p>
Q	What is the cooling way of this laser engraver ?
A	<p>It is water cooling by water chiller.</p> <p>Reply by sign-in-china</p>
Q	Can this laser engraver cut the leather for the clothing field.
A	<p>Can this laser engraver cut the leather for the clothing field.</p> <p>Reply by sign-in-china</p>
Q	What is the max cutting speed by the engraver with a 100W laser tube ?
A	<p>The max cutting speed is 300mm by the engraver with 100W laser tube.</p> <p>Reply by sign-in-china</p>
Q	What is the max cutting thickness of the acrylic by 100W laser tube ?
A	<p>What is the max cutting thickness of the acrylic by 100W laser tube ?</p> <p>Reply by sign-in-china</p>
Q	What is the warranty?

A	<p>Comprehensive guarantee for one year except the wearable parts. Please download the file of Training & Warranty & Service Policies to know more</p> <p>Reply by sign-in-china</p>
Q	<p>The total cost of all additional(Optional Device) equipment in the kit?</p>
A	<p>Please read the website for detailed information.</p> <p>Reply by sign-in-china</p>
Q	<p>What is the maximum height of the workpiece it supports?</p>
A	<p>Its max. lifting height can be up to 350mm(13.78").</p> <p>Reply by sign-in-china</p>
Q	<p>For this laser did we need to add gaz bottle??</p>
A	<p>No, this is CO2 laser tube, the old laser tube should be replaced of a new one when its life is ended.</p> <p>Reply by sign-in-china</p>
Q	<p>Is gas of this laser tube refillable?</p>
A	<p>No, the gas isn't refillable, you need to change a new tube when its life is finished.</p> <p>Reply by sign-in-china</p>



Copyright © 1999-2013 by Beijing ChinaSigns Information Company Limited All Rights Reserved.

Email:info@sign-in-china.com Tel:+86 132 6410 3286 www.sign-in-china.com