



8pcs RECI CO2 Laser Tube 100W-130W W4 / S4, Water Cooling for the Laser Engraver, 10000hr Service Life

Item Code: CS-LT-W4-8



FOB Price: **???.748 625/????.**

Mini Order: 1 ?????.

Shipping Weight: ★★★★★

Average Rating: 985.2lb (447.81kg)

[Inquire Now](#)

Overview

Unstable! Big problem!

High price! Big problem!

Can't install it! Big problem!

How to do?

Don't worry!
We will help you solve!

Cutting so slowly! Big problem!

Can't cut through! Big problem!

Short using life! Big problem!

There is a kind of laser tube

- **10 hours** working every day, it goes for **3 years**
- Cutting **3mm** acrylic board, its speed is about **25mm/s**
- Its kerf received a full of **customer praise and won reputation**



How much
do you evaluate it ?

High power rate, fast - speed cutting and small size

Origin: Asia and Pacific Area China

Quality standard: International

H.S.Classification: Machinery & Electronics Electr.Element 8541 Semiconductor devices; light - emitting diodes etc.

Model	Rated Power	Max Power	length	?	Catalyze	Life span	Warran
W4	100W	130W	1400mm	80mm	Yes	10,000h	10 mo

We will send a new one freely if the tube is broken during transit.

Once received the laser tube, please check again at the first time. We need the damaged record from the courier as the proof before we send the new one free.

F Feature

Output Power: Its output power can reach 115w. The production process of the tube is standardized, so the output power and output model are guaranteed. Its cutting effect and cutting speed is the same as 120w laser tube of other brands. (The other laser tubes are handmade, so the quality is different from one tube to another)

Long life span: We have catalyst plating in the inner wall of the laser tube. Designing lifespan is 10,000 hours and the warranty is 10 months. (No catalyst technique is used by other laser tubes manufacturers. Their lifespan is 3000 hours and the warranty is only 3 months)

A Advantage

Appearance: The tube is sealed by metal material. It is industrial product. (No metal material is used by other manufacturers. Their tubes are handmade and need extra water cooling for front and rare mirrors).

Tube frame: This is exclusive design for Reci laser tube. You can use it to install our laser tubes into the machine to spare the freight cost. This frame is shockproof and makes sure the tube will not move during the transport. (No frame is provided by other manufacturers.)

Length: The length is only 1.4m. It reduces the volume of the machine and minimizes freight cost.

(The length of other 80w tubes is 2m. 400mm must be projecting in the machine. That costs more for machine sheet metal, package and transport.)

U Used for

Reci W4 CO2 laser tube is featured as high power rate, good model, fast - speed cutting and small size, which is used for the cutting of leather, cloth and processing of lampshade and handicraft.

- Cutting function
- Engraving function: Very good, when the working current is 4mA and the tube is in the state of preionization, the laser can be used for high-frequency impulse engraving.

Laser is used in more and more applications!

Hollow - out Engraving, you need it!

Garment cutting & tailoring, you need it!

Leather cutting, you need it! Acrylic board cutting, you need it!

DIE board cutting, you need it!

Rubber sheet cutting, you need it!

Bamboo engraving, you need it!

The glass laser tube made in China (i.e. the laser tube) is same with the one imported in processing and applications, but there are big differences in appearance, structure, life span, performance and same to prices. However, for the same power, the imported laser is tens of times higher in comparison with the former. (There is as big differences with same life spans, the imported CO2 laser can be recharged for use while the laser tube made in China is generally disposable to be used one time only). So the Chinese laser is recognized and accepted by domestic & foreign customers since it is economical and practical with lower price.

As long as the length parameter is applicable, you can use our tube to substitute!

B Benefit

High photoelectric conversion rate: No compression type water chiller should be equipped. The output power will decrease for less than 1w when the cooling water's temperature is 42?. Its heat productivity is lower than 60w tubes of other brands. (Other brands: The output power decreases rapidly when the cooling water's temperature is 42?)

Very good engraving function: It can compare with 60w laser tubes of other manufacturer. The tube can engrave with 5mA working current when there is still no laser beam in the laser tube. (Other brands: No engraving function)

Warranty: 10 months, international warranty service, Reci charges the freight for exchanging the defect tube. (For others laser tube brands: warranty for 3 months, no international warranty service?)

High performance cost ratio: When you buy Reci W4 100W-130W Laser tube, you can spare money for sheet metal, transport. Besides, you get 10 months warranty and the top level after sale service.

How to identify a good or bad laser tube?

1) Install the laser tube properly;

2) Prepare a piece of acrylic board;

3) Put the acrylic board on the light outlet of the laser tube for laser dot test;

4) If it can form a standard conical hole (it proofs the standard TEM00 Basament Membrane Mode was applied), it means the laser tube is qualified. Then you can use it without any worry;


Having the TEMOO Basement Membrane Mode is the basic condition for identifying a good quality of laser tube.
Only the laser tube possessing the TEMOO Basement Membrane Mode and enriched spectral lines is a first class laser tube.



Label

RECI CO2 laser tube ▼





Negative electrode container

Output mirror



Product number in metal terminal



Tube Model Sample




Laser spot with depth of 5mm



Usage


Schematic Diagram of S4 Laser Tube Installation



Assembly of the laser tube

There are totally four steps to assemble the laser tube.


1. Open the two upper semi-rings on the circular support and put the laser tube on the round support by making the light exit, or the negative pole, towards the No.1 reflector, as shown below.



2. Electric wire connection—Connect the electric wires on both sides. Connect the red wire to the positive pole and the black wire to the negative pole. ;

3. Water pipe connection—Connect the water tubes on both sides. (Keep the water inlet of the laser tube under the laser tube.) ;

4. Finally, assemble the two upper semi-rings on the circular support. Do not overtighten, otherwise the laser tube may be damaged.



Operating Instruction

Installation Requirement

1. Make sure to follow the operation instructions of model W4 as shown in the illustration. The dedicated power DY13 should be equipped. The positive pole is in high voltage (The ignition voltage is 24kv). It may cause the following consequence when it is failed to follow the instruction: Arcing; the inner tube will be punctured by electricity and may cause water leakage.

2. Operation conditions

- Water cooling: Using purified water; 2 to 5 liter / minute; water temperature: 10? - 40?.
- The operating environment: temperature 2 - 40?, humidity 10-60%.
- Test current is 29mA. Maximum working current is 30mA. The running current must be kept below 28mA. The life span can reach

10,000 hours if the current is kept below 26mA. The ammeter indicating current must be connected to the negative electrode of the laser tube.

- When it is working under over - high current for long term, the negative pole will appear light yellow, and the life span will be reduced rapidly.
- To protect dust from going into the insulation sheath, please wrap it with plastic film.

3. Working Performance

4. Key Notes

Do not clean the exterior surface of the output window mirror with tools such as tampon; otherwise the output power will be seriously affected. The followings are the designated methods to clean up pollution in the exterior surface of window mirror:

- 1) When the mirror is polluted, do not turn on the laser.
- 2) Blow the mirror surface sideways with air blower.
- 3) Spray the pure alcohol on the mirror surface with sprayer.
- 4) Turn on the laser after the alcohol gets fully volatilized.
- 5) If the methods above don't work effectively, it is necessary to ask for the professional to use tampon with alcohol to clean the mirror surface from middle to edge. The best solution is to prevent the window from being polluted.

Attention:

It is forbidden to clean the mirror with acetone.

The screw in the front and back ends of the laser tube is not allowed to be moved, otherwise the out power will be declined and even the tube may be scrapped.

Put the acryl 300mm far away from output mirror, when testing the laser spot.

5. Safety

The laser beam is invisible light. Please wear protective glasses when debugging the laser. The positive pole is in high voltage. Pay attention to the security marks.

6. Storage and Transportation Requirement

Pour out cooling fluid in the event of storage and transportation, and cover the output terminal with a dust - proof plastic bag. The storage environment is 2 - 40°, and the requested humidity is 10 - 60%. Pack the laser as in the original way.

Important notes: it is requested to cement the sponge together with laser tube to prevent the tube vertically sliding during transportation. The sponge in the side of output mirror must be 70mm beyond it, and the sponge in the side of reflecting mirror must be 50mm wider.

7. Tubes operated in wrong way will not be guaranteed by Manufacturer.





How to check the laser?

The laser power will reduce gradually while using. When the maximum power can't carve deep enough, please change the laser tube. We need to exclude other reason of the problem.

Firstly, make sure following things: Cooling - water flows well and bot hot or dirty. When water temperature is higher, laser's power will drop fast, or even explode the laser. At this time, change it or add more cooling water.

Secondly, make sure the mirrors, lens and light rought are all good.

Thirdly, make sure the electrical power and fanners is working well. When the temperature of electrical power is higher, it will afect the laser.

In fact, laser's power will reduce slowly. When the laser is all right, light beam in the tube is pink - purple, when it's near to be finished, the light change to with.

Guarantee of Zero Risk Purchase

Reci Laser, the quality withstands using!

Return / Exchange

within **14** Days WITHOUT REASON!

Cutting Slow! **Return!**

Can't cut through! **Return!**

Not Stable! **Return!**



Kindly Reminder:

Glass material, fragile, handle with care required, and once receiving the product, please check properly before signing acceptance of delivery.

IF FOUND DAMAGE AFTER SIGNING ACCEPTANCE OF DELIVERY, RETURN OR EXCHANGE WON'T BE ACCEPTABLE!

Tags

[120W Z4 CO2 Laser Tube](#)



Copyright © 1999-2012 by Beijing ChinaSigns Information Company Limited All Rights Reserved.

Email:info@sign-in-china.com Tel:+86 132 6410 3286 www.sign-in-china.com