




Sign-in-China

Online Wholesale for AD & Signage Products

17ft Curved Portable Tension Fabric Wall

Item Code: SIC-EDF-C-73-R



FOB Price: ????.25 789/??????????

Mini Order: 1 ??????????

Shipping Weight: ★★★★★

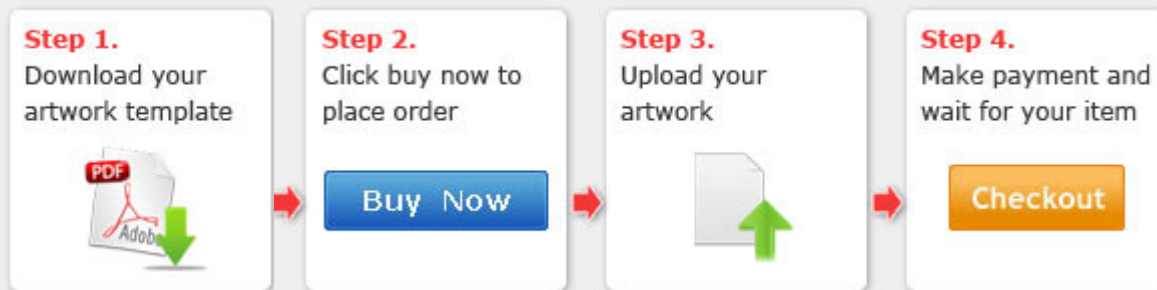
Average Rating: 55.3lb (25.15kg)

[Inquire Now](#)

Overview

Installation of curved tension fabric wall:




Easy 4 Steps to Custom Made Your Trade Show Displays:



[Artwork Guidance & Requirement Design Template](#)

Please exactly follow our artwork requirement in "PDF" tag. Especially all the fonts in the file need to be changed to outlines.

Description:

 FASHION	It is the latest design of international exhibit design master and be produced with the advanced processing equipments. It can be made into many rich and fashionable styles.
 LIGHT WEIGHT	The weight is only one fifth compared with traditional pop up display products.
 QUICK AND	Aluminum tube system makes it very easy to assemple.

This booth display is a great addition to any trade show presentation. The booth display, also known as banner stands, is printed from user submitted layouts. The custom signage goes through a dye-sublimation printing process on high stretch fabric. The resolution is 720 DPI, which results in a brightly colored and detailed exhibit. The stretchy material eliminates wrinkles when pulled taut. This booth display is constructed from an aluminum tube frame that sets up with a snap of a button. The trade show backdrop is therefore incredibly portable due to the knockdown design.

Dye-sublimation Process:



1. Large Format Printing




2. Heat Press Transfer



3. Special Sewing Workshop

Tension Fabric Materials:



Features

1. Stretch, durable and wrinkle free
2. Brightly-colored, detailed and anti-uv
3. Washable and recyclable

4 Steps for assembly:



Step 1: Unpack the case then pull out large tube bag. Please keep frame & fabric clean



Step 2: Assemble frame following the symbol as shown above. Symbols will be on the back side of the tube. It is best to assemble with the frame lying flat and set up right after the fabric is attached.



Step 3: Stretch fabric over frame. Please use Gloves or clean hands and keep fabric away from dirty substance. Put fabric over frame and secure with zipper



Step 4: Stand unit upright.

Includes:

.Single Sided Graphic Print



Trade Shows Sets:



B2B Service:

Dear Business Customers:

Sign-in-China is the world's NO.1 online wholesale supplier for advertising & signage products. Diversified products meet your different purchase demands. We offer free samples or brochures to make your business boom, our high quality professional B2B service team are waiting for you:

? Printers ? Agencies ? Signage ? Displays ? Marketeers

If you would like to expand your business with quality portable display solutions, please [contact us directly](#), you can also [click here](#) to learn more.

Sincerely,

Sign-in-China.com

Tags

[17ft Curved Fabric Display Wall](#)



Copyright © 1999-2012 by Beijing ChinaSigns Information Company Limited All Rights Reserved.

Email:info@sign-in-china.com Tel:+86 132 6410 3286 www.sign-in-china.com