



Sign-in-China

Online Wholesale for AD & Signage Products

????? ???? ??????? ????????

Item Code: CS-BC-JN-CC-03



FOB Price: ????.639/??.

Mini Order: 1 ??.

Shipping Weight: ★★★★★

Average Rating: 1.6lb (0.744kg)

[Inquire Now](#)

Overview



Flex Banner Cutter







Convenient

Fast

Description:

This banner cutter is easy to operate and convenient to carry. It is power saving because it is no need electricity. You can use the cutter stand and move it on the floor when you cut the large banner. It cut the material beautifully without rough edges and it is with high efficient. The banner cutter has unique design that the blade does not scrach directly with the ground to prolong the lifetime of blade. And the cutter is safe for the operator because the reasonable strucuture.



Feature

- Do the cutting work on the floor stand no need the table.
- No need power, it's working by the operator.
- It's very easy to operate and convenient to carry.

A Advantage

- Power saving, no need electricity.
- Safe, reasonable blade structure keep away of lacerating hands.
- Longer life-time, the blade and the ground has no direct scrape to prolong the lifetime.

B Benefit

- Environment-friendly because it needs no electricity.
- High efficient and cut perfectly.
- Lighter, it's easy to be shipped.

Details

Commodity details



Packing Weight	1.10lb (0.5kg)
Product Weight	0.88lb (0.4kg)
Gross Weight	1.10lb (0.5kg)
product size	930 x100 x 40mm
packing size	36.6" x 3.93" x 1.57" (930 x100 x 40mm)





Banner Cutter Head

Mould smooth, easy installation of blade,
high strength material, solid and strong.




Easy Installation

The Banner Cutter head and the
handspike are connected by rotation
which is very easy for installation and
usage.



Stretchable Design

The aluminum alloy is the main body and designed stretchable for which the user can easily use according to situations required.



Comfortable Holding

The handle and handspike are comfortable, durable and hand protection enhanced.

Usages

Installation:



Firstly, connect the cutter head and the expansion pole and then adjust the right length of the pole.




Secondly, insert the material you want to cut into the cutter head and fix it then hold the pole to cut with even distributed power.

How to Change the Blade?

Dismantle the Blade:



Loose the slide block and push it to the right side.



Insert the cutter head and take the blade out.

Install the Blade:



1. First, find the blade entrance.

2. Before inserting the blade, push the white lock up, then insert the blade.



3. The knife head connects with the handspike then finished.

Overall Installation

The knife head connects with the handspike then finished.



Application


The cutter is widely used for cutting flex banner, scroll banner, inkjet canvas, inkjet media and other soft materials.







Quality Report:



Tags

[banner cutter](#) [flex banner cutter](#) [banner cutting knife](#) [banner cutter tool](#)



Copyright © 1999-2012 by Beijing ChinaSigns Information Company Limited All Rights Reserved.

Email: info@sign-in-china.com Tel: +86 132 6410 3286 www.sign-in-china.com